

Bimekizumab provides rapid and sustained improvements in quality of life that correlate with clinical outcomes in patients with moderate-to-severe plaque psoriasis: 60-week results from a randomized, double-blinded, Phase 2b extension study

Kim A Papp,¹ Joseph F Merola,² Alice B Gottlieb,³ Christopher EM Griffiths,⁴ Kristina K Harris,⁵ Nancy Cross,⁶ Luke Peterson,⁶ Christopher Cioffi,⁷ Andrew Blauvelt⁸

¹Probit Medical Research and K Papp Clinical Research, Waterloo, ON, Canada; ²Harvard Medical School, Brigham and Women's Hospital, Boston, MA, USA; ³Department of Dermatology, Icahn School of Medicine at Mount Sinai, New York, NY, USA; ⁴Dermatology Centre, University of Manchester, Manchester, UK; ⁵UCB Pharma, Hong Kong, China; ⁶UCB Pharma, Raleigh, NC, USA; ⁷UCB Pharma, Brussels, Belgium; ⁸Oregon Medical Research Center, Portland, OR, USA

Synopsis

- Bimekizumab, a monoclonal IgG1 antibody that potently and selectively binds, and neutralizes, both IL-17A and IL-17F,¹ provided rapid, substantial and sustainable clinical improvements in patients with moderate-to-severe plaque psoriasis in the 12-week BE ABLE 1 (NCT02905006) and the 48-week BE ABLE 2 extension (NCT03010527) studies, with no unexpected safety findings²⁻⁴
- The disease burden of psoriasis extends beyond physical manifestations and can have a profound negative impact on quality of life (QoL)
- A substantial proportion of patients with moderate to severe psoriasis experience impaired QoL, including negative effects on emotional well-being and ability to perform everyday activities⁵⁻⁸
- Approximately 50% of patients with moderate-to-severe psoriasis have a Dermatology Life Quality Index (DLQI) score >10, indicating a very large effect on patient QoL⁹

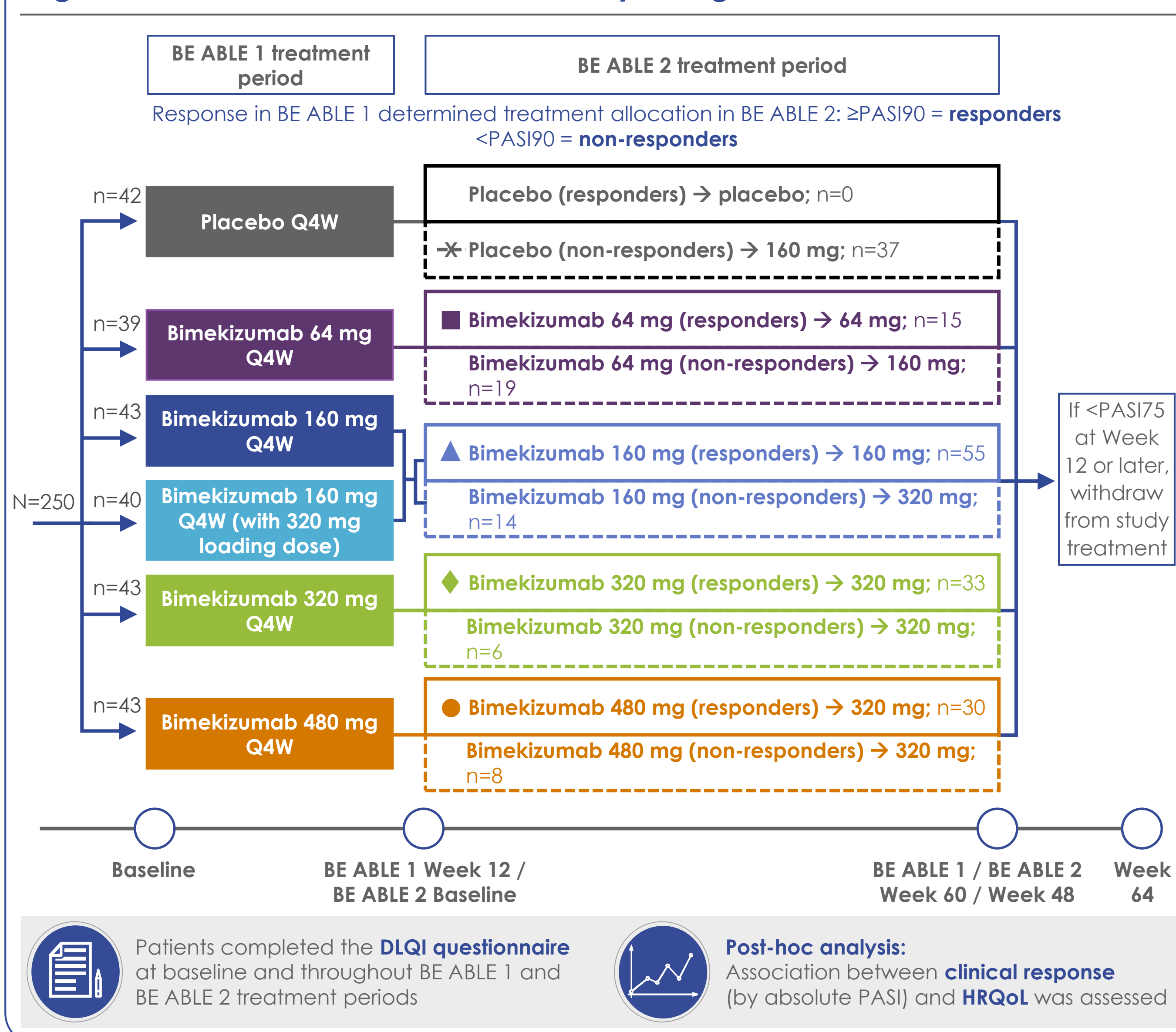
Objective

- In this post-hoc QoL analysis we evaluated the effect of bimekizumab on health-related QoL (HRQoL) in patients with moderate-to-severe psoriasis and correlation with clinical response over the 60-week treatment period

Methods

- In BE ABLE 1, patients were randomized to placebo or bimekizumab 64 mg, 160 mg, 160 mg with a 320 mg loading dose (LD), 320 mg or 480 mg¹
- BE ABLE 1 responders (≥90% reduction in Psoriasis Area and Severity Index [PASI90] at Week 12) randomized to placebo or bimekizumab every 4 weeks (Q4W) 64 mg, 160 mg, or 160 mg (320 mg LD), continued the same treatment to Week 60 (Figure 1)
- Patients completed the DLQI questionnaire throughout the treatment period
 - A DLQI score of 0/1 indicated no impact of psoriasis on disease-specific HRQoL
- To evaluate a possible correlation between clinical response and HRQoL, patients achieving DLQI of 0/1 were grouped by absolute PASI (0, >0-<2, ≥2-<5, ≥5) at Weeks 12 and 60
- Non-responder imputation (NRI) and observed data are presented

Figure 1. BE ABLE 1 and BE ABLE 2 study design



Results

- Patient demographics and baseline disease characteristics were balanced across treatment groups (Table 1)

Table 1. Demographics and baseline disease characteristics³

	Bimekizumab 64 mg Q4W N=15	Bimekizumab 160 mg Q4W N=111	Bimekizumab 320 mg Q4W N=91	All patients N=217
Age, years, mean (±SD)	44.5 (14.7)	44.5 (12.8)	43.5 (14.7)	44.1 (13.7)
Sex, male, n (%)	9 (60.0)	71 (64.0)	60 (65.9)	140 (64.5)
Weight, kg, mean (±SD)	85.2 (16.8)	88.4 (19.1)	90.3 (23.5)	89.0 (20.9)
Race, Caucasian, n (%)	13 (86.7)	99 (89.2)	83 (91.2)	195 (89.9)
Prior systemic therapy, n (%)	13 (86.7)	77 (69.4)	67 (73.6)	157 (72.4)
Prior non-biologic systemic therapy	6 (40.0)	37 (33.3)	41 (45.1)	84 (38.7)
Prior biologic therapy	6 (40.0)	23 (20.7)	21 (23.1)	50 (23.0)
Prior anti-TNF therapy, n (%)	2 (13.3)	13 (11.7)	13 (14.3)	28 (12.9)
Disease duration, years, median (range)	13.9 (6.0-53.4)	15.0 (0-58.7)	15.0 (0.7-50.0)	15.0 (0-58.7)
PASI, mean (±SD)	17.1 (4.5)	19.8 (7.0)	19.3 (6.6)	19.4 (6.7)
IGA score, n (%)				
3 (Moderate)	11 (73.3)	84 (75.7)	71 (78.0)	166 (76.5)
4 (Severe)	4 (26.7)	27 (24.3)	20 (22.0)	51 (23.5)
Percentage BSA involvement, mean (±SD)	21.8 (9.5)	26.5 (14.8)	24.8 (12.7)	25.4 (13.6)

BSA, body surface area; IGA, Investigator's Global Assessment; SD, standard deviation; TNF, tumour necrosis factor; safety set

- Substantial proportions of patients achieved PASI90 at Week 12, which was maintained to Week 60 (Figure 2)
- In BE ABLE 1 PASI90 responders, bimekizumab provided rapid improvements in QoL (achieving DLQI of 0 or 1) at Week 8 (Figure 3)
 - The majority achieved DLQI 1 or 0 by Week 12
 - DLQI responses were maintained to Week 60 (76-93%)
- In PASI90 non-responders, rapid improvements in QoL were observed and maintained in patients re-assigned from placebo to bimekizumab 160 mg, with 84% of patients achieving DLQI of 0/1 at Week 60
 - Across the other bimekizumab dose groups, DLQI of 0/1 was achieved by 50-71% of non-responders at Week 60
- In the pooled bimekizumab group, patients with an absolute PASI of 0 were most frequently associated with higher QoL, with 79% and 95% achieving DLQI of 0/1 at Weeks 12 and 60, respectively (Figure 4)

Figure 2. Phase 2 BE ABLE study: Substantial proportions of patients achieved PASI90 at Week 12, which was maintained to Week 60 (NRI)

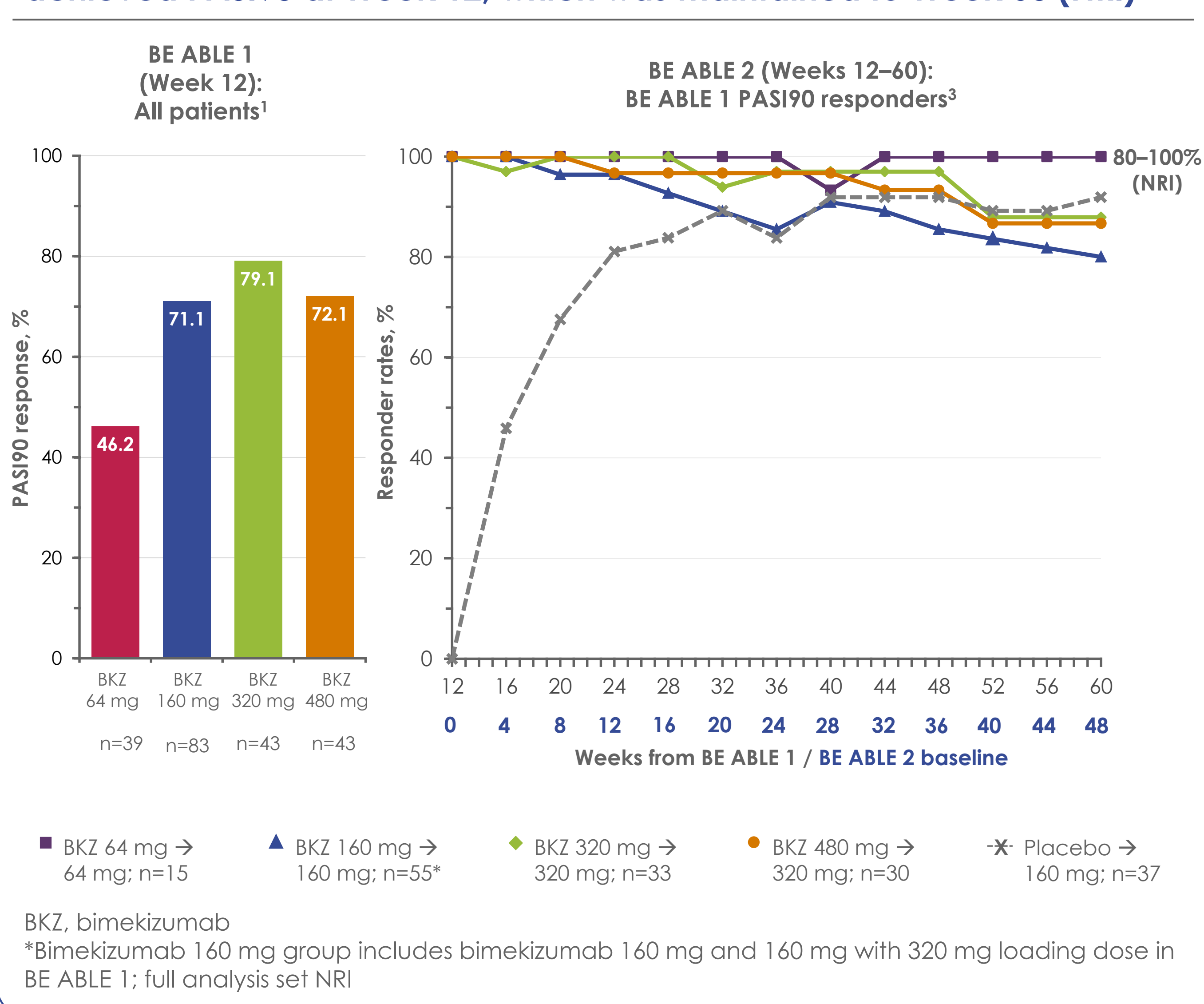


Figure 3. DLQI scores in PASI90 responders: Bimekizumab provided rapid improvements in QoL that were sustained to Week 60 (NRI)

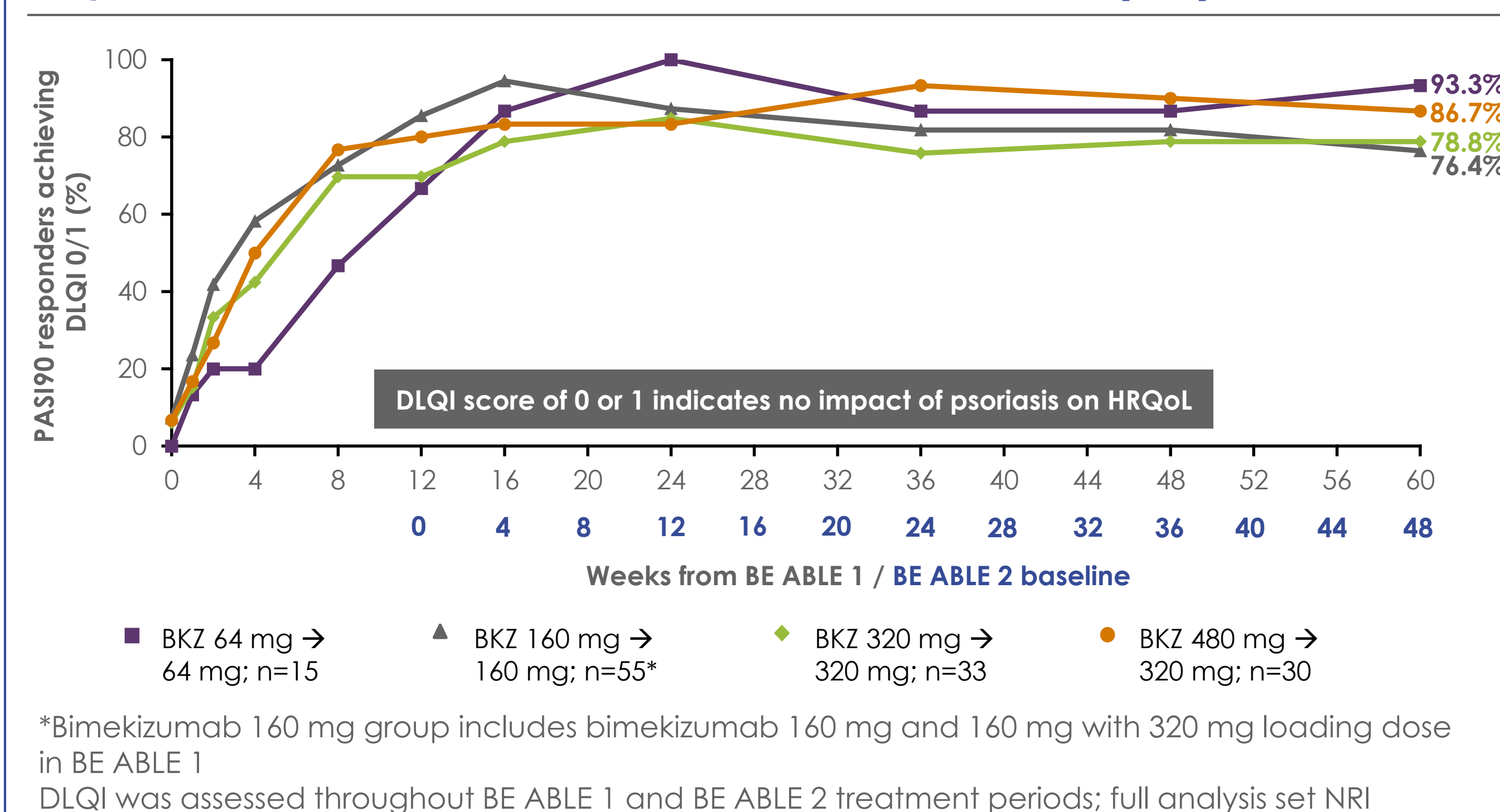
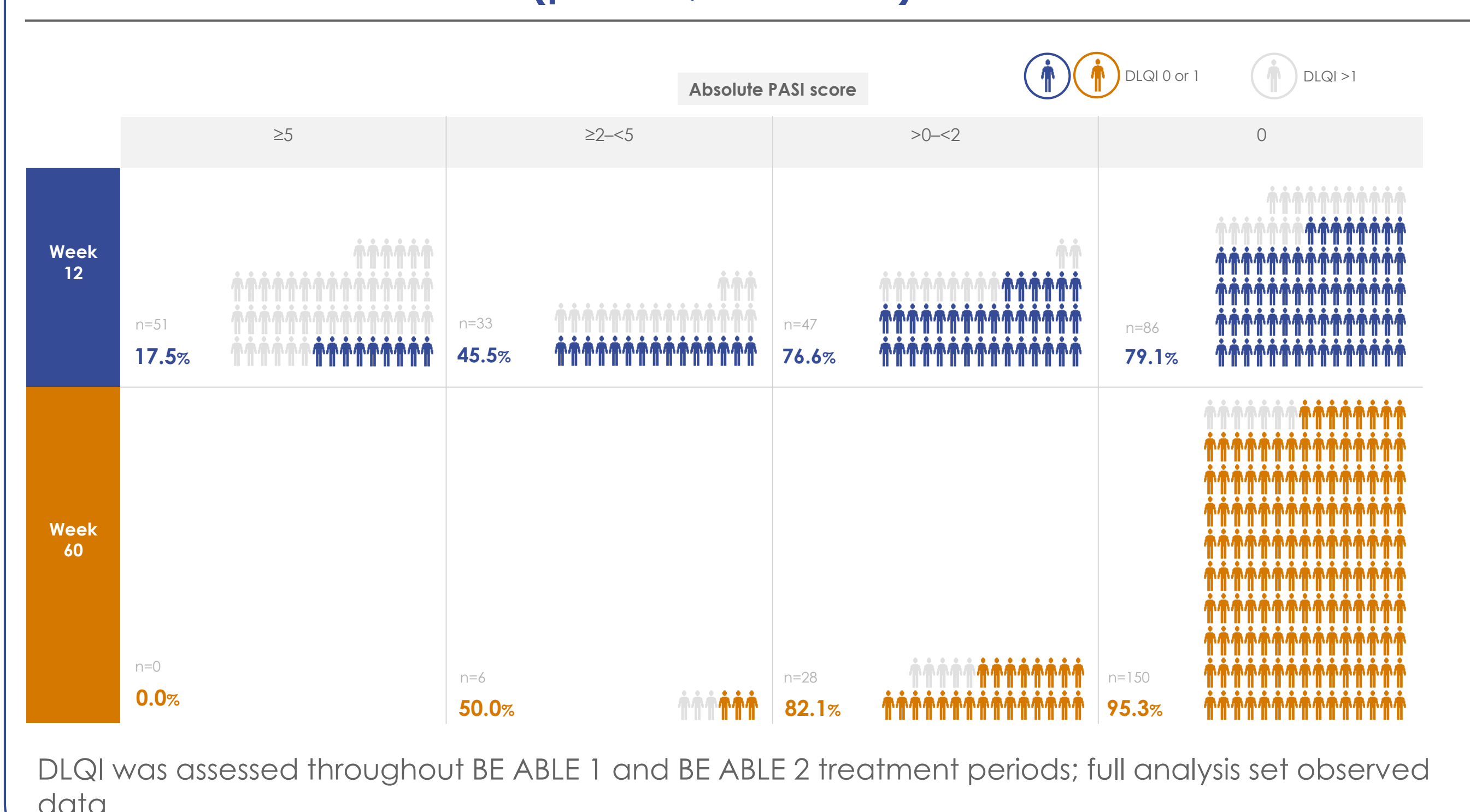


Figure 4. Percentage of patients achieving DLQI of 0 or 1 by absolute PASI at Weeks 12 and 60 (pooled; observed)



Conclusions

- Bimekizumab treatment resulted in rapid, substantial and sustained improvements in QoL in patients with moderate-to-severe psoriasis
 - The majority of BE ABLE 1 responders achieved DLQI of 0 or 1 by Week 12 and maintained responses up to Week 60
- Improvements in QoL was associated with clinical response
 - Patients with an absolute PASI of 0 were most frequently associated with high QoL, with 79% and 95% achieving DLQI of 0 or 1 at Weeks 12 and 60, respectively

References

- Glatt S et al. Br J Clin Pharmacol 2017;83:991-1001
- Papp KA et al. J Am Acad Dermatol 2018;79:279-286
- Papp KA et al. EADV 2018 [e-poster P1978]
- Blauvelt A et al. AAD 2019 [oral presentation OP11180]
- Armstrong AW et al. PLoS One 2012;7(12):e52935
- Strober B et al. BMJ Open 2019;9(4):e027535
- Griffiths CEM et al. Br J Dermatol 2018;179:173-181
- Korman NJ et al. Dermatol Online J 2015;21(10):pii: 13030/q11x16v3dg
- Augustin M et al. Br J Dermatol 2018;179:1385-1391

Acknowledgements and Disclosures
The study was funded by UCB Pharma. This poster was originally presented at the 28th EADV congress, 9-13 October 2019, Madrid, Spain. The authors would like to acknowledge Jessica Gamage PhD CMPP, of Imed Comms, an Ashfield Company, for medical writing support that was funded by UCB Pharma in accordance with GPP3 guidelines.

KA Papp reports consultant honoraria from AbbVie, Akros, Amgen, Arcutis, Astellas, Baxalta, Boehringer Ingelheim, Bristol-Myers Squibb, Celgene, Celgene, Cohesus, Dermira, Dow Pharma, Eli Lilly, Forward Pharma, Galderma, Genentech, Janssen, Kyowa Hakko Kirin, LEO, Merck (MSD), Merck-Serono, Mitsubishi Pharma, Novartis, Pfizer, PRCL Research, Regeneron, Roche, Sanofi Aventis/Genzyme, Sun Pharma, Takeda, UCB Pharma, Valeant/Bausch Health; speaker fees from AbbVie, Amgen, Astellas, Celgene, Eli Lilly, Galderma, Janssen, Kyowa Hakko Kirin, LEO, Merck (MSD), Novartis, Pfizer, Sanofi Aventis/Genzyme, Sun Pharma, Valeant/Bausch Health; investigator grants from AbbVie, Akros, Allergan, Amgen, Anacor, Arcutis, Astellas, Baxalta, Boehringer Ingelheim, Bristol-Myers Squibb, CanFite, Celgene, Cohesus, Dermira, Dow Pharma, Eli Lilly, Galderma, Genentech, Gilead, GlaxoSmithKline, Janssen, Kyowa Hakko Kirin, LEO, MedImmune, Merck (MSD), Merck-Serono, Maberg Pharma, Novartis, Pfizer, PRCL Research, Regeneron, Roche, Sanofi Aventis/Genzyme, Sun Pharma, Takeda, UCB Pharma, Valeant/Bausch Health; advisory board honoraria from AbbVie, Amgen, Astellas, Boehringer Ingelheim, Bristol-Myers Squibb, Celgene, Dow Pharma, Eli Lilly, Galderma, Janssen, Merck (MSD), Novartis, Pfizer, Regeneron, Sanofi Aventis/Genzyme, Sun Pharma, UCB Pharma, Valeant/Bausch Health; and other fees from AbbVie, Akros, Amgen, Anacor, Boehringer Ingelheim, Celgene, Cohesus, Eli Lilly, Janssen, Kyowa Hakko Kirin, Merck (MSD), Merck-Serono, Novartis, Pfizer, Regeneron, Sanofi Aventis/Genzyme, Sun Pharma, Valeant/Bausch Health. JF Merola reports consultant honoraria from AbbVie, Almirall, Celgene, Eli Lilly, GlaxoSmithKline, Janssen, Merck, Novartis, Samumed, Sanofi Regeneron, Sun Pharma, UCB Pharma; investigator honoraria from Biogen IDEC, Celgene, Incyte, Novartis, Pfizer, Sanofi Regeneron; and other financial benefit from AbbVie. A Gottlieb reports consultant/advisory board agreements/speaker bureau agreements with AbbVie, Allergan, Avotres Therapeutics, Beiersdorf, Bristol-Myers Squibb, Celgene, Dermira, Eli Lilly, Incyte, Janssen, Leo, Novartis, Reddy Labs, Sun Pharmaceutical Industries, UCB Pharma, Valeant, Xbiotech; and research/educational grants from Boehringer Ingelheim, Incyte, Janssen, Novartis, Xbiotech, UCB Pharma. CEM Griffiths reports advisory board honoraria from AbbVie, Almirall, Celgene, Eli Lilly, Galderma, Janssen, Novartis, Pfizer, Sandoz, UCB Pharma; speaker honoraria from AbbVie, Almirall, Bristol-Myers Squibb, Celgene, Eli Lilly, Galderma, Janssen, Novartis, Pfizer, Sandoz, UCB Pharma; and other grants from AbbVie, Celgene, Eli Lilly, Janssen, LEO, Novartis, Pfizer, Sandoz, UCB Pharma. KK Harris, N Cross and C Madden are employees of UCB Pharma. L Peterson and C Cioffi are employees and stockholders of UCB Pharma. A Blauvelt reports consultant and investigator fees from AbbVie, Actavis, Akros, Allergan, Almirall, Amgen, Arena, Boehringer Ingelheim, Bristol-Myers Squibb, Celgene, Dermavant, Dermira Inc, Eli Lilly, FLX Bio, Galderma, Genentech/Roche, GlaxoSmithKline, Janssen, LEO, Meiji, Merck Sharp & Dohme, Novartis, Pfizer, Purdue Pharma, Regeneron, Revance, Sandoz, Sanofi Genzyme, Sierra Pharmaceuticals, Sun Pharmaceutical, UCB Pharma, Valeant, Vidac; and speaker fees from Janssen, Regeneron, Sanofi Genzyme.