

## SMALLER FORAMINIFERS FROM THE LOWER PERMIAN EMARAT FORMATION, EAST OF FIRUZKUH (CENTRAL ALBORZ, IRAN)

HAMED YARAHMADZAH<sup>1\*</sup>, DANIEL VACHARD<sup>2,3</sup> & BAHAREH DIBADIN<sup>4</sup>

<sup>1\*</sup>Corresponding author. Department of Geology, Earth Sciences Research Center, Zahedan Branch, Islamic Azad University, Zahedan, I.R. Iran. Email: hamed.yarahmadzahi@gmail.com, Hamed.yarahmadzahi@iauzah.ac.ir

<sup>2</sup>University of Lille-Sciences and Technologies, UMR CNRS 8198 Evo-Eco-Paléo, 59655 Villeneuve d'Ascq cedex, France.

<sup>3</sup>CIRCAS, 1 rue des Tilleuls, 59152 Gruson, France.

<sup>4</sup>Department of Geology, Science and Research Branch, Islamic Azad University, Tehran, I.R. Iran.

To cite this article: Yarahmadzahi H., Vachard D. & Dibadin B. (2016) - Smaller foraminifers from the Lower Permian Emarat Formation, east of Firuzkuh (Central Alborz, Iran). *Riv. It. Paleontol. Strat.* 122(3): 103-118.

**Keywords:** Cisuralian, foraminifers, new taxon, biostratigraphy, Central Alborz, Iran.

**Abstract.** The uppermost Carboniferous-Lower Permian Dorud Group of the Gaduk section in Central Alborz (Iran) is more than 44 m-thick; it includes thick succession of conglomerates, quartzarenites, calcareous sandstones, oncolitic fusulinid limestones, sandy limestones, sandstones and shales. The Toyeh, Emarat and Shah Zeid formations of this Group were dated from the Gzhelian to the Sakmarian. A review of the uppermost Gzhelian, Asselian and lower Sakmarian smaller foraminifers of the Emarat Formation of the Gaduk section is here presented. Three foraminiferal biozones are defined: the *Nodosinelloides shikbanica-Geinitzina primitiva* Zone is latest Gzhelian in age; the *Nodosinelloides* spp.-*Geinitzina* spp.-*Pseudoacutella partoazari* Zone is Asselian; the *Rectogordius iranicus gadukensis-Endothyra* cf. *bamberi* Zone is early Sakmarian in age. A new subspecies *Rectogordius iranicus gadukensis* n. subsp. is described, and the genera *Pseudovidalina* and *Grovesella* are discussed. The studied assemblages are correlated with those from the Carnic Alps (Austria-Italy), East European Platform of Russia, the Urals (Russia), Darvaz (Uzbekistan), the northern and central Pamirs (Tajikistan), Central Iran, northern Afghanistan and other classical regions of the Tethyan realm.

### INTRODUCTION

The upper Paleozoic faunas and microfau- nas of the Alborz Range (northern Iran) have been extensively described since more or less half a century (see Stepanov et al. 1969; Bozorgnia 1973; Stampfli 1978; Jenny & Stampfli 1978; Lys et al. 1978; Jenny-Deshusses 1983; Partoazar 1995; Taghavi-Anaraki 1996; Vachard 1996; Mazaheri 2003; Taleblu 2007; Vaziri 2008; Angiolini et al. 2008, 2010; Gaetani et al. 2009; Leven & Gorgij 2011a; Alipour et al. 2013; Yarahmadzahi & Vachard 2014 and Zandkarimi et al. 2016). However, the Carboniferous and Permian fusulinids and smaller foraminifers remained relatively poorly studied in the Alborz in comparison with adjacent areas of Russia, Armenia, Azerbaijan and Turkey. Brief descriptions of these fossils and illustrations have been published in the monographies of Bozorgnia (1973), Jenny-Deshusses (1983), Partoazar (1995) and Leven & Gorgij (2011a), and in the pa-

pers of Kahler (1977), Lys et al. (1978), Jenny & Stampfli (1978), Vachard (1996), and Gaetani et al. (2009). For instance, the list of fusulinids published by Lys et al. (1978) includes over 100 species from central Alborz, many of which are quite doubtful.

In central Alborz, the Dorud Formation was defined as unconformably overlying the Geirud Formation (Upper Devonian) and being conformably overlain by the Ruteh Formation (middle Permian) (Assereto 1963). Considered as a group by Jenny & Stampfli (1978), the Dorud Group was divided by Gaetani et al. (2009) into four formations: Toyeh, Emarat, Ghosnavi, and Shah Zeid. Lithologically, the Dorud Group includes thick succession of red sandstones, shales, conglomerates, fossiliferous oncolitic limestones and quartzites. The Toyeh Formation is composed of conglomerate, quartzarenite and calcareous sandstone; the Emarat Formation is composed of oncolitic fusulinid limestones and sandy limestones, and the Shah Zeid Formation of sandstones and shales. The Emarat Formation principally contains the

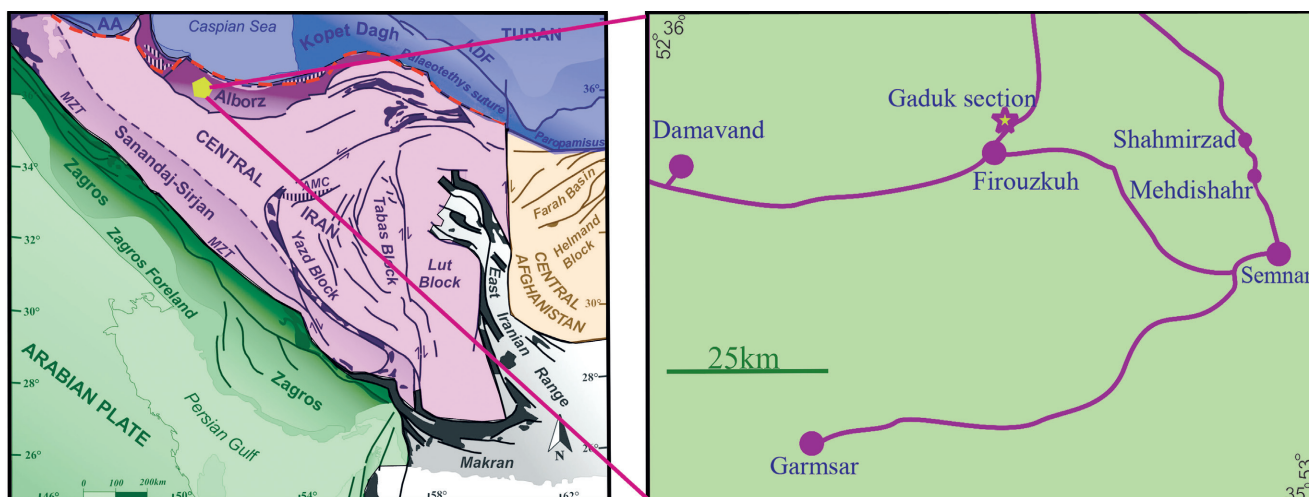


Fig. 1 - Position of the studied area, East of Firouzkuh (Central Alborz, Iran) on the schematic tectonic map of Iran (modified from Zanchi et al. 2009).

fusulinids *Ruzhencevites*, *Praepseudofusulina*, *Sphaeroschwagerina* and *Pseudoschwagerina*, which indicate that it is essentially Asselian with a lowermost part which is latest Gzhelian in age.

## GEOLOGICAL SETTING AND LITHOSTRATIGRAPHY

The studied area is located 10 km east of Firouzkuh city at  $35^{\circ} 49' 25''$  N-  $52^{\circ} 53' 05''$  E (Fig. 1).

The studied section is the Gaduk section, which is part of the Middle Alborz in the sense of Alavi (1991) or of the Iran Central Domain (Alborz subzone) in the sense of Aghanabati (2004). There, the Lower Carboniferous Mobarak Formation was accurately studied (e.g., Bozorgnia 1973; Vachard 1996; Devuyst 2006), but the Upper Carboniferous and Lower Permian rocks are less known. Lithostratigraphically, this part of the Gaduk section corresponds to the Toyeh, Emarat and Shah Zeid formations. The Toyeh Formation unconformably overlays the Lower Carboniferous Mobarak Formation; it is approximately 10 m-thick and consists of sandstones, siltstones and shales. The Emarat Formation, 24.5 m-thick, is composed of different limestones (mainly fusulinid oncolitic grainstones, wackestones and carbonate mudstones). The Shah Zeid Formation, 9.5 m-thick, is composed of alternating shales, siltstones and sandstones (Figs 2-3).

## MATERIAL AND METHODS

The studied material includes 120 standard thin sections, referring to sample numbers DH1-13, and housed at the Faculty of Science, Islamic Azad University of Zahedan (Iran), Collection ESRC 1/1395.

The thin sections were prepared from rock samples collected at an average sampling interval of 50 cm throughout the succession. For each sample, the microfacies, biofacies and foraminiferal data were recorded.

Our foraminiferal taxonomy follows Pinard & Mamet (1998), Nestell & Nestell (2006), Gaillot & Vachard (2007), Filimonova (2010), Alipour et al. (2013), and Vachard (2016). For the taxonomic part, we have followed the International Code of Zoological Nomenclature (ICZN; Ride et al. 1999) and the paper of Matthews (1973). The microfacies and paleoenvironments were analyzed according to the methods and nomenclature compiled by Flügel (2004). Our stratigraphic terminology follows the recommendations of Owen (2009).

## BIOSTRATIGRAPHY

In this study, our principal goal was to establish the biostratigraphy of the Emarat Fm. in the Gaduk section (Figs 2-3).

We used as biostratigraphic references the pioneer works of Rauzer-Chernousova (1949), Lipina (1949) and Morozova (1949) about the Asselian and Sakmarian stratotypes, as well as the recent works of Filimonova (2010) about their regional equivalents in Uzbekistan and Tajikistan. We referred also to the papers of Sosipatrova (1972) and Blazejowski (2009). In the Carnic Alps, the smaller foraminifers of the Auernig and Rattendorf groups were investigated by Vachard & Krainer (2001a, b). In North

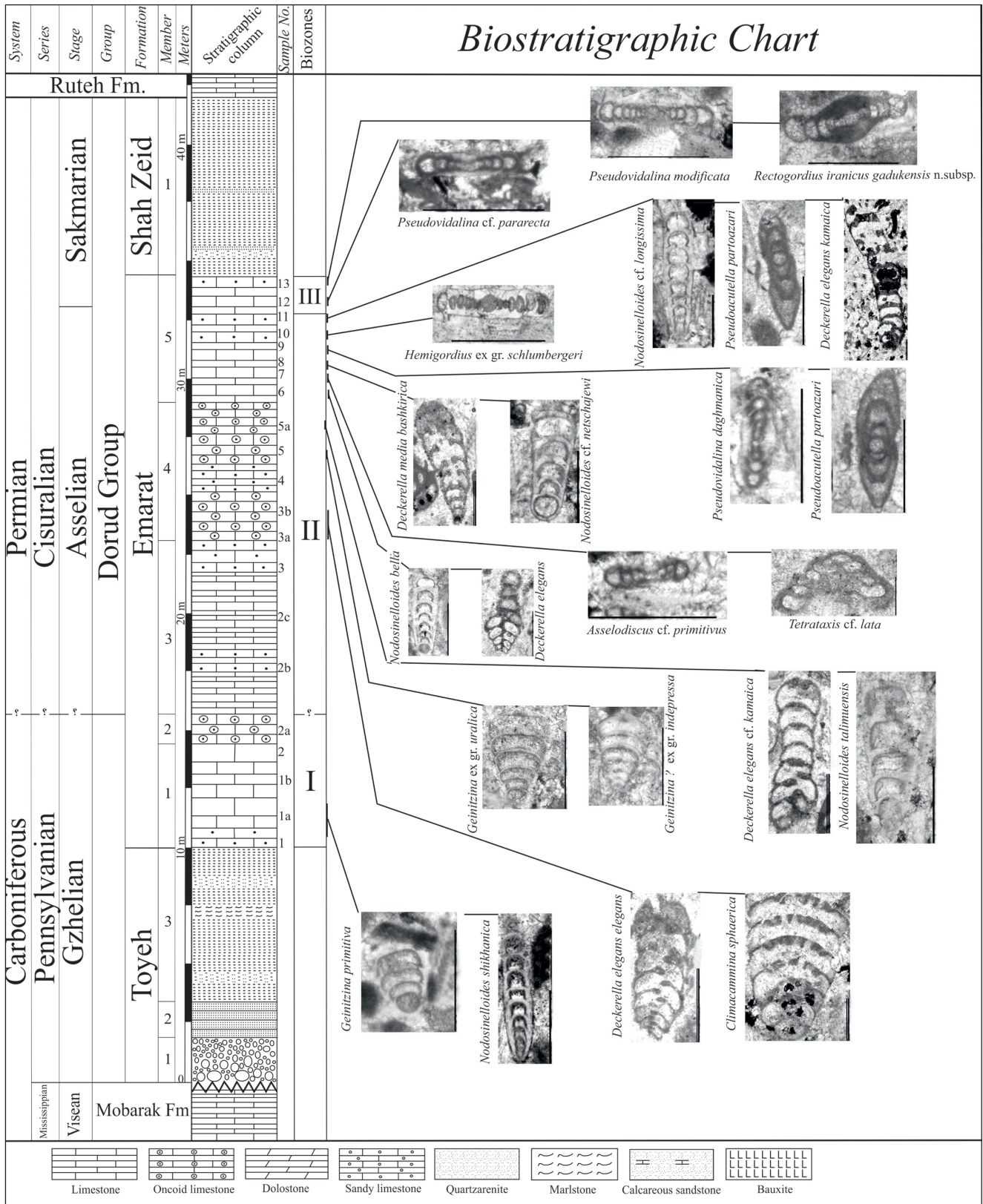


Fig. 2 - Biostratigraphic chart with the main species of smaller foraminifers in the Emarat Formation, East of Firuzkuh (Central Alborz, Iran). (Abbreviations: I, II and III correspond to the three biozones of smaller foraminifers described in this paper).

America, the Wolfcampian smaller foraminifers were studied by Groves (2000), Groves & Wahlman (1997), Pinard & Mamet (1998), Groves & Board-

man (1999), Krainer et al. (2009) and Lucas et al. (2015). In Afghanistan, no biozone has been established because it was lying at high paleolatitudes in

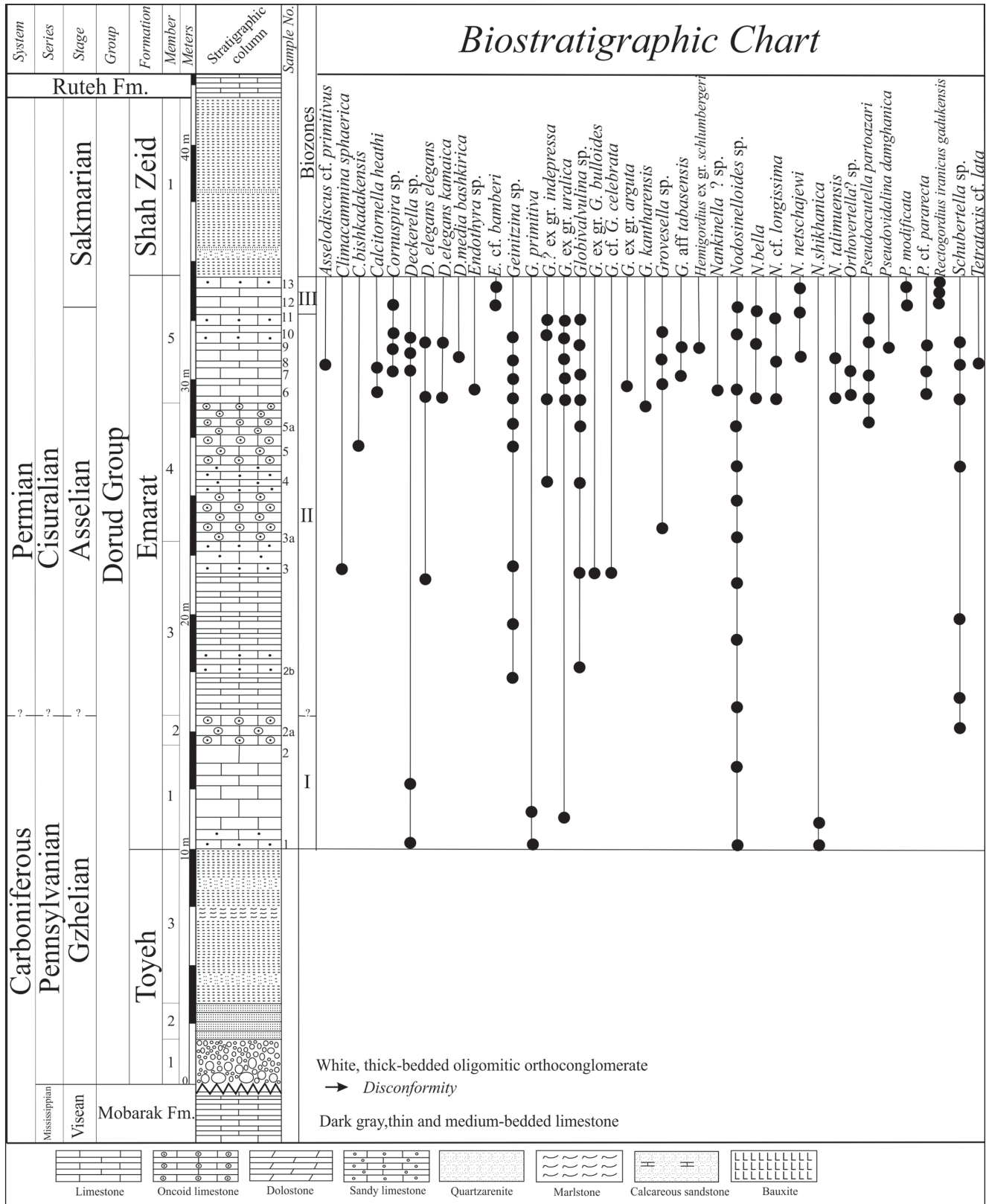


Fig 3 - Biostratigraphic chart with the distribution of the smaller foraminifers in the Emarat Formation, East of Firuzkuh (Central Alborz, Iran). (Abbreviations: I, II and III correspond to the three biozones of smaller foraminifers described in this paper).

cold climate conditions during the Asselian-early Sakmarian (Vachard 1980; Vachard & Montenat 1981, 1996). However, *Tezaquina* Vachard in Vachard

& Montenat 1981 non Vachard, 1980 was described from this country; it is an important genus that records the first pseudoseptation among the ancestral

nodosariates.

In Iran, the foraminiferal zonation was especially based on large fusulinids (Leven & Gorgij 2011a with references therein); however, two papers have used the smaller foraminifers for dating, especially in the Emarat Formation: Filimonova (2013) and Alipour et al. (2013).

Based on smaller foraminifers, three biozones labelled zones I-III are here defined as follows (Figs 2-3, Pl. 1-2).

### **Biozone I: *Nodosinelloides shikhanica*-*Geinitzina primitiva* Zone**

Both markers, *Nodosinelloides shikhanica* (Lipina, 1949) (Fig. 2, Pl. 1, fig. 18) and *Geinitzina primitiva* Potievskaya, 1962 (Fig. 2, Pl. 1, fig. 20) are associated with rare species of *Nodosinelloides* (Fig. 3). We attribute this zone to the latest Gzhelian because of (a) the general dating of the Emarat Formation by fusulinids, and (b) because it is similar to the *Nodosinelloides potievskayae*-*Vervilleina bradyi* Zone of Alipour et al. (2013), which was also assigned to the latest Gzhelian.

The lowermost limit of this zone coincides with the base of the Emarat Formation in Gaduk, whereas its top is not precisely defined. Because of the similarities with the coeval zone in the eastern Alborz (Alipour et al. 2013), it is tentatively emplaced herein at the top of the first unit with oncoids (Figs 2-3). This level, which coincides with the Carboniferous/Permian boundary, needs further investigations. The biozone I has a thickness of 6 m in the Gaduk section (Figs 2-3).

### **Biozone II: *Nodosinelloides* spp.-*Geinitzina* spp.-*Pseudoacutella partoazari* Zone**

At Gaduk, this biozone has a thickness of 19 m (Figs 2-3), which varies from 10 to 32 m in coeval sections. The lower part of this zone is characterized by LOs (lowest occurrences) of various species of *Geinitzina* and *Nodosinelloides*, whereas the top is defined with the HO (highest occurrence) of *Pseudoacutella partoazari* Yarahmadzahi & Vachard, 2014. The smaller foraminifers of this biozone are (in alphabetical order): *Asselodiscus* cf. *primitivus* Mamet & Pinard, 1992 (Pl. 2, fig. 23), *Calcitornella beathi* Cushman & Waters, 1928 (Pl. 2, figs 24-25), *Climacammina sphaerica* (Potievskaya, 1962) (Pl. 1, fig. 9), *C. bishkadakensis* Morozova, 1949, *Cornuspira* sp. (Pl. 1, figs 48?, 49, Pl. 2, fig. 27), *Deckerella elegans*

*elegans* Morozova, 1949 (Pl. 1, fig. 2), *D. elegans kamaica* Baryshnikov in Baryshnikov et al. 1982 (Pl. 1, figs 5?, 10-12), *D. media bashkirica* (Morozova, 1949) (Pl. 1, figs 1, 7, 8?, 9?), *Deckerella* sp. (Pl. 1, fig. 3), *Endothyra* sp. 1 (Pl. 1, fig. 40), *E.* sp. 2 (perhaps transitional to *Neoendothyra*) (Pl. 1, fig. 41), *Eotuberitina* sp. (Pl. 1, fig. 38), *Geinitzina postcarbonica* Spandel, 1901 (Pl. 2, fig. 12), *G. primitiva* Potievskaya, 1962 (Pl. 2, figs 18, 21), *G. ex gr. uralica* Suleimanov, 1949 (Pl. 1, fig. 22, Pl. 2, figs 2, 4?, 7, 8?, 10?, 11, 13), *G.*? ex gr. *indepressa* Cherdyntsev, 1914 (Pl. 1, fig. 21, Pl. 2, fig. 3), *G.*? cf. sp. 2 (Pl. 2, fig. 15), *Globivalvulina* ex gr. *bulloides* (Brady, 1876) (Pl. 1, figs 30, 34), *G.* cf. *celebrata* Zamilatskaya, 1969 (Pl. 1, figs 29, 31-33), *G. kantharensis* Reichel, 1946 (Pl. 1, fig. 35), *G. ex gr. arguta* Konovalova, 1962 (Pl. 1, figs 36-37), *Grovesella* aff. *tabasensis* Davydov & Arefifard, 2007 (Pl. 1, figs 24-28), *Hemigordius* ex gr. *schlumbergeri* (Howchin, 1985) (Pl. 2, fig. 25), *H.*? sp. (Pl. 2, fig. 36), *Hemigordiellina* sp. (Pl. 2, fig. 29), *Nankinella*? sp. (Pl. 1, fig. 42), *Nodosinelloides bella* (Lipina, 1949) (Pl. 1, fig. 19, Pl. 2, figs 6, 17, 22), *N.* cf. *longissima* (Suleimanov, 1949) (Pl. 2, figs 14, 19), *N. talimuensis* (Han in Zhao et al., 1984) (Pl. 1, fig. 17), *Orthoverrella*? sp. (Pl. 1, figs 43-45), *Palaeotextularia* sp. (Pl. 1, figs 4-6), *Pseudoacutella partoazari* Yarahmadzahi & Vachard, 2014 (Pl. 1, figs 13, 16, 50?, 51?, 52-57), *Pseudoagathammina*? sp. (Pl. 2, fig. 28), *Pseudovidalina* (involute stage) *damghanica* Alipour & Vachard in Alipour et al. 2013 (Pl. 1, fig. 47), *P. modificata* (Potievskaya, 1962) (Pl. 2, fig. 32), *P.* cf. *pararecta* Pinard & Mamet, 1998 (Pl. 2, figs 33-35), *P.* sp. (Pl. 1, figs 38, 46), *Schubertella* sp. (Pl. 1, fig. 23), *Tetrataxis* cf. *lata* Spandel, 1901 (Pl. 1, fig. 39), *Tezaquina* ex gr. *clivuli* Vachard in Vachard & Montenat 1981 non Vachard, 1980.

The presence of *Globivalvulina celebrata*, *G. kantharensis*, *G. arguta*, *Tezaquina clivuli*, *Nodosinelloides bella*, *N. talimuensis*, and *N. shikhanica* has been documented by Filimonova (2010) in the Tethyan shelves of the Pamirs, northern Afghanistan and central and eastern Iran. Filimonova (2010) has assigned an Asselian age to this latter assemblage based on the presence of *Bradyinelloides* (until now unknown in Iran) and *Nodosinelloides talimuensis* (also found in this study), “*Geinitzina multicamerata*” (for us, a misinterpreted *Nodosinelloides*), *Cribrogenerina major* (Morozova, 1949) (for us, *Climacammina* ex gr. *sphaerica*), and *Mesolasiodiscus grandis* (Lipina, 1949) [never found in Iran; and only Kungurian in the

Carnic Alps, (Krainer, Vachard & Schaffhauser, unpublished data)]. Based on these data, the biozone II is assigned herein to the Asselian.

Other field-sections of Emarat Formation have provided the fusulinids *Pseudoschwagerina* spp., *Triticites* sp. and *Praepseudofusulina kaljasmica* (Semina, 1961) (see Leven & Gorgij 2011a), which confirm the Asselian age of the smaller foraminifer biozone described herein. Moreover, as this fusulinid assemblage has been reported from the Anarak region in central Iran (Leven & Gorgij 2006a, b), the Asad-Abad section in Shahreza area (Leven & Gorgij 2011a, b; Yarahmadzahi 2011) and the uppermost Gzhelian-lowermost Permian of Darvas (Davydov in Chuvashov et al. 1986), the biozone II, as defined herein, is probably also present in northern and central Iran.

### Biozone III: *Rectogordius iranicus gadukensis* n. subsp.-*Endothyra* cf. *bamberi* Zone

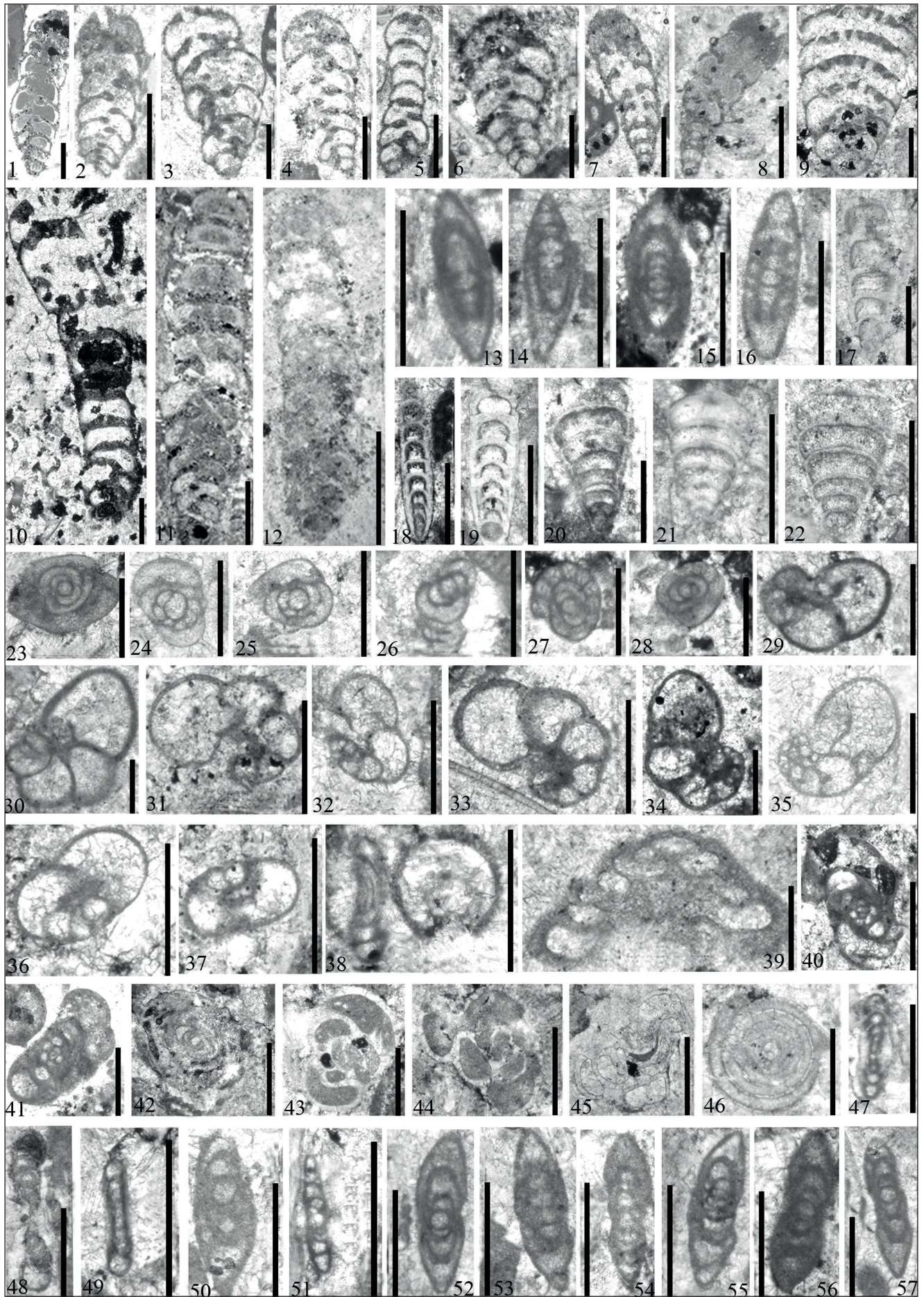
*Rectogordius iranicus gadukensis* n. subsp. has its lowest occurrence and acme in this biozone III, and characterizes it. This biozone III, 2 m-thick (from meter 32 to meter 34 in the studied section, Figs 2-3), includes several foraminifers of the previous biozone II. The main taxa of smaller foraminifers are: *Cornuspira* sp., *Endothyra* cf. *bamberi* Pinard and Mamet, 1998 (Pl. 2, figs 30-31), *Nodosinelloides* cf. *netschajewi* (Cherdyntsev, 1914) sensu Groves & Wahlman 1997, *N. bella* (Lipina, 1949), *Pseudovidalina modificata* (Potievskaya, 1962), *P.* cf. *pararecta* Pinard & Mamet, 1998, and *Rectogordius iranicus gadukensis* Yarahmadzahi & Vachard n. subsp. (Pl. 2, figs 37-47). The biozone III cannot be dated by fusulinids, because the coastal clastic sedimentation of the Shah Zeid Formation prevented their development. Nevertheless, the appearance of *Rectogordius iranicus gadukensis* n. subsp. (sample 12), rapidly followed by its abundance (sample 13) (Figs 2-3), permits to assign this biozone to the upper Asselian-lower Sakmarian on the basis of the range of the genus *Rectogordius* (see Alipour et al. 2013), or only to the lower Sakmarian, based on the four following criteria (1) the range-zone of *Rectogordius iranicus iranicus* Alipour & Vachard in Alipour et al., 2013 (according to the data of Alipour et al. 2013 and Yarahmadzahi & Vachard 2014); (2) a comparison with the distribution of the group of species *Rectogordius sverdrupensis* (Pinard & Mamet,

1998)—*R. beauchampi* (Pinard & Mamet, 1998)—*R. carnicus* (Filimonova, 2010); (3) the association with *Pseudovidalina iranica* Alipour & Vachard in Alipour et al. 2013, an evolved species of this genus; (4) by a comparison and correlation with the upper Asselian-lower Sakmarian smaller foraminifer biozonation established in the Alborz and other Cimmerian and Perigondwanan regions of the Paleotethys (Filimonova 2010).

#### PLATE 1

Smaller foraminifers from the Gaduk section, central Alborz. The ordinary scale bar is 0.2 mm and the double scale bar is 0.5 mm.

- Figs 1, 7, 8 - *Deckerella media bashkeirica* Morozova, 1949; samples DH 3, 9.  
 Fig. 2 - *Deckerella elegans elegans* Morozova, 1949; sample DH 3.  
 Fig. 3 - *Deckerella* sp.; sample DH 5.  
 Figs 4, 6 - *Palaeotextularia* sp.; sample DH 5.  
 Fig. 5 - *Deckerella elegans* cf. *kamaica* Baryshnikov in Baryshnikov et al., 1982; sample DH 6.  
 Fig. 9 - *Climacamina* (transitional to *Cribrogenerina*) *sphaerica* Potievskaya, 1962; sample DH 3.  
 Figs 10-12 - *Deckerella elegans kamaica* Baryshnikov in Baryshnikov et al., 1982; sample DH 9.  
 Figs 13-16, 50?, 51?, 52-57 - *Pseudoacutella partoazari* Yarahmadzahi & Vachard, 2014; samples DH 6, 9, 10.  
 Fig. 17 - *Nodosinelloides talimuensis* (Han in Zhao et al. 1984); sample DH 6.  
 Fig. 18 - *Nodosinelloides shikhanica* (Lipina, 1949); sample DH 1.  
 Fig. 19 - *Nodosinelloides bella* (Lipina, 1949); sample DH 11.  
 Fig. 20 - *Geinitzina primitiva* Potievskaya, 1962; sample DH 1.  
 Fig. 21 - *Geinitzina?* ex gr. *indepessa* (Cherdyntsev, 1914); sample DH 6.  
 Fig. 22 - *Geinitzina* ex gr. *uralica* Suleimanov, 1949; sample DH 6.  
 Fig. 23 - *Schubertella* sp. (including a juvenarium of *Grovesella*-type), sample DH 10.  
 Figs 24-28 - *Grovesella* aff. *tabasensis* Davydov & Arefifard, 2007; samples DH 7, 9, 10.  
 Figs 29, 31-33 - *Globivalvulina* cf. *celebrata* Zamilatskaya, 1969; samples DH 3, 6, 9, 11.  
 Figs 30, 34 - *Globivalvulina* ex gr. *bulloides* (Brady, 1876); samples DH 6, 11.  
 Figs 36-37 - *Globivalvulina* ex gr. *arguta* Konovalova, 1962; sample DH 6.  
 Fig. 38 - *Eotuberitina* sp. (left) and *Pseudovidalina* sp. (right); sample DH 7.  
 Fig. 39 - *Tetrataxis* cf. *lata* Spandel, 1901; sample DH 7.  
 Fig. 40 - *Endothyra* sp. 1; sample DH 6.  
 Fig. 41 - *Endothyra* (perhaps transitional to *Neoendothyra*) sp. 2; sample DH 8.  
 Fig. 42 - *Nankinella?* sp.; sample DH 8.  
 Figs 43-45 - *Orthovertella?* sp.; samples DH 6, 7.  
 Fig. 46 - *Pseudovidalina* sp.; sample DH 7.  
 Fig. 47 - *Pseudovidalina* (involutus stage) *damghanica* Alipour & Vachard in Alipour et al., 2013; sample DH 9.  
 Fig. 48 - *Cornuspira?* sp.; sample DH 9.  
 Fig. 49 - *Cornuspira* sp.; sample DH 7.



## SYSTEMATIC DESCRIPTIONS

This chapter is devoted to the discussion, description and emendation of some foraminiferal taxa.

Subphylum **FORAMINIFERA** d'Orbigny, 1826 emend.  
Cavalier-Smith, 2003

Class **FUSULINATA** Gaillot & Vachard, 2007

Subclass **AFUSULININA** Vachard et al., 2010

Order **Archaeodiscida** Poyarkov & Skvortsov, 1979

Superfamily Lasiodiscoidea Reitlinger in  
Vdovenko et al., 1993

Family Pseudovidalinidae Altiner, 1988

**Remarks.** We have two recurrent problems with the Pseudovidalinidae: (1) the exact definition of *Pseudovidalina*; (2) the number of lineages and their composition in North America and in Tethys. The definition and illustrations of *Pseudovidalina* in Sosnina (1978) and Loeblich & Tappan (1987) differ from those of Altiner (1988), Vachard & Beckary (1991), Lin et al. (1990) and Alipour et al. (2013). The redefinition of these latter authors includes as synonyms of *Pseudovidalina*, *Raphconilia* Brenckle & Wahlman, 1996, some *Eolasiiodiscus* Reitlinger, 1956, and a part of *Falsodiscus* Davydov, 1991. However, to be valid, this redefinition needs currently an accurate revision of the type material of Sosnina (1978). Similarly, among the archaeodiscids, *Nudarchaediscus* Conil & Pirlet in Pirlet & Conil 1974 is for us an immature stage of *Glomodiscus* Malakhova, 1973 and currently only the genus name *Glomodiscus* is used in the literature. In the three cases, i.e., *Pseudovidalina* sensu Sosnina/*Pseudovidalina* sensu auctorum and *Nudarchaediscus*/*Glomodiscus*, the dark-microgranular layer first appears and then the hyaline-pseudofibrous umbilical plug successively covers all the previous whorls (e.g., Hance et al. 2011; Zandkarimi et al. 2016).

In our opinion, there is only one phylogenetic lineage among the pseudovidalinids; nevertheless, some vicariant lineages can also exist in North America (for example with *Raphconilia*) and in different regions of the Tethys (with not yet described taxa). For us, the evolutionary lineages begin with *Asselodiscus* (the ancestor of which can be an unknown lasiodiscoid, more or less related with *Eolasiiodiscus*). *Asselodiscus* (Pl. 2, fig. 23) gives rise to *Pseudovidalina* at the involutus stage (such as *P. damghanica*, Pl. 1, fig. 47), then to *Pseudovidalina* (concavus stage, which is, in our

hypothesis, the typical *Pseudovidalina*), then to *Pseudovidalina* (angulatus stage) which has no generic name, then to different species of South China which have a slit-shaped lumen. Moreover, *Pseudovidalina* at the concavus stage gives rise to two evolute forms: one with a double wall (*Xingsbandiscus*) in the Kungurian, and the other one with only a pseudofibrous wall (*Altineria*) in the late Guadalupian-early Wuchiapingian.

In the Gaduk section, we recognized the traditional Paleotethyan lineage under the form of *Asselodiscus* cf. *primitivus*-*Pseudovidalina* (involutus stage) *damghanica* and *Pseudovidalina* (concavus stage) *modificata* (Pl. 2, fig. 23, Pl. 1, fig. 47, Pl. 2, fig. 32). The taxon *P.* cf. *parurecta* (Pl. 2, figs 33-35) is more difficult to include in this lineage, but it can be considered as homeomorph of the genus *Pirletidiscus* Vachard, 1988 among the archaeodiscids.

On the other hand, we consider “*Permodiscus sumsariensis*” sensu Filimonova (2010) as similar to *Pseudovidalina* (involutus stage) *damghanica*, and *Eolasiiodiscus facetus* sensu Filimonova (2010) as similar to *Pseudovidalina* (concavus stage) *modificata*.

Subclass **AFUSULININA** Vachard et al., 2010

Order **Endothyrida** Fursenko, 1958

Superfamily Palaeotextularioidea Habeeb, 1979

**Remarks.** There are abundant and diversified representatives of *Deckerella* (Pl. 1, figs 1-3, 5, 7-8), and rarer *Palaeotextularia* sp. (Pl. 1, figs 4, 6), *Climacammina* sensu stricto and atypical *Climacammina* with lower chambers and more pores in the cribrate aperture (Pl. 1, fig. 9), i.e., transitional to *Cribrogenerina* according to Vachard & Krainer 2001a, text-fig. 7, or even belonging to *Cribrogenerina* according to Filimonova (2010). On the other hand, *Cribrogenerina major*, marker of the middle/upper Asselian according to Filimonova (2010), is probably synonymous of our *Climacammina sphaerica* (Pl. 1, fig. 9).

Superfamily Globivalvulinoidea Hance et al., 2011

**Remarks.** Only one lineage of small forms of *Globivalvulina* with thin, unilayered, dark-microgranular wall, with the last chamber rapidly increasing in height and a strong valvula (see Pl. 1, figs 29-31, 33, 35-37). Rare larger forms have a more triangular last chamber (Pl. 1, figs 30, 33).



Order **Fusulinida** Fursenko, 1958

**Remarks.** Larger fusulinids are absent in the beds studied here; only small fusulinids are represented by *Pseudoacutella partoazari*, the staffellids *Nankinella?* sp., and the schubertelloids: *Schubertella* sp. and *Grovesella* aff. *G. tabasensis* Davydov & Arefifard, 2007 (Pl. 1, figs 24-28). However, *Grovesella* is to be emended (see Ebrahim-Nedjad et al. 2015 for discussion), because it includes diverse representatives of the genera *Eoschubertella* (or *Schubertina* sensu Davydov 2011), *Zarodella?*, immature *Levenella?*, immature *Schubertella* (that seems to be the case for our material: Pl. 1, fig. 23), and finally a part of the taxon defined by Davydov & Arefifard (2007). We have followed in this paper the redefinition of *Grovesella* proposed by Ebrahim-Nedjad et al. (2015): test small to medium-sized inflated, discoidal to nautiloid or nearly globular, with broadly rounded periphery and weakly to mildly umbilicate flanks. Form ratio equal to, or less than 1.0. Coiling skewed in initial one or two volutions or can be nearly straight. Length of the test is equal or less than width and consequently the means of form ratio is equal or less than one. Wall thin, poorly visible, most probably two layered with darker and thin tectum and slightly lighter, structureless primatheca. Chomata absent to very faint. Aperture terminal, basal, simple.

Class **MILIOLATA** Saidova, 1981Order **Cornuspirida** Vdovenko et al., 1993

## Superfamily Cornuspiroidea Mikhalevich, 1988

## Family Hemigordiidae Reitlinger in

Vdovenko et al., 1993

Genus *Rectogordius* Alipour & Vachard in

Alipour et al., 2013

**Type species.** *Rectogordius iranicus* Alipour & Vachard in Alipour et al., 2013.

**Occurrence.** Upper Asselian-Artinskian; Iran (Alipour et al. 2013; this study); Donets Basin; Arctic Canada (Pinard & Mamet 1998); Afghanistan (Filimonova 2010); Carnic Alps (Vachard & Krainer 2001b; Forke et al. 1998); i.e., a genus possibly restricted to the northern Paleotethys margin, northern Cimmerian margin, shelf of Uralian Ocean as far as the northernmost part of North America.

*Rectogordius iranicus gadukensis*

Yarahmadzahi &amp; Vachard n. subsp.

Pl. 2, figs 37-47

?1998 *Neohemigordius?* sp. - Forke et al., pl. 4, figs. 12.

v?2001b "*Arenovidalina?*" sp. 1 - Vachard & Krainer, pl. 5, fig. 1.

**Etymology:** Geographic name, after Gaduk area (North Iran).

**Holotype:** Pl. 2, fig. 38; sample DH 13; Azad Islamic University Zahedan Branch.

**Paratypes:** Pl. 2, figs 36-37, 39-46, Collection (ESRC 1/1395).

**Type locality:** Gaduk area, east of Firuzkuh city in the central Alborz, North Iran.

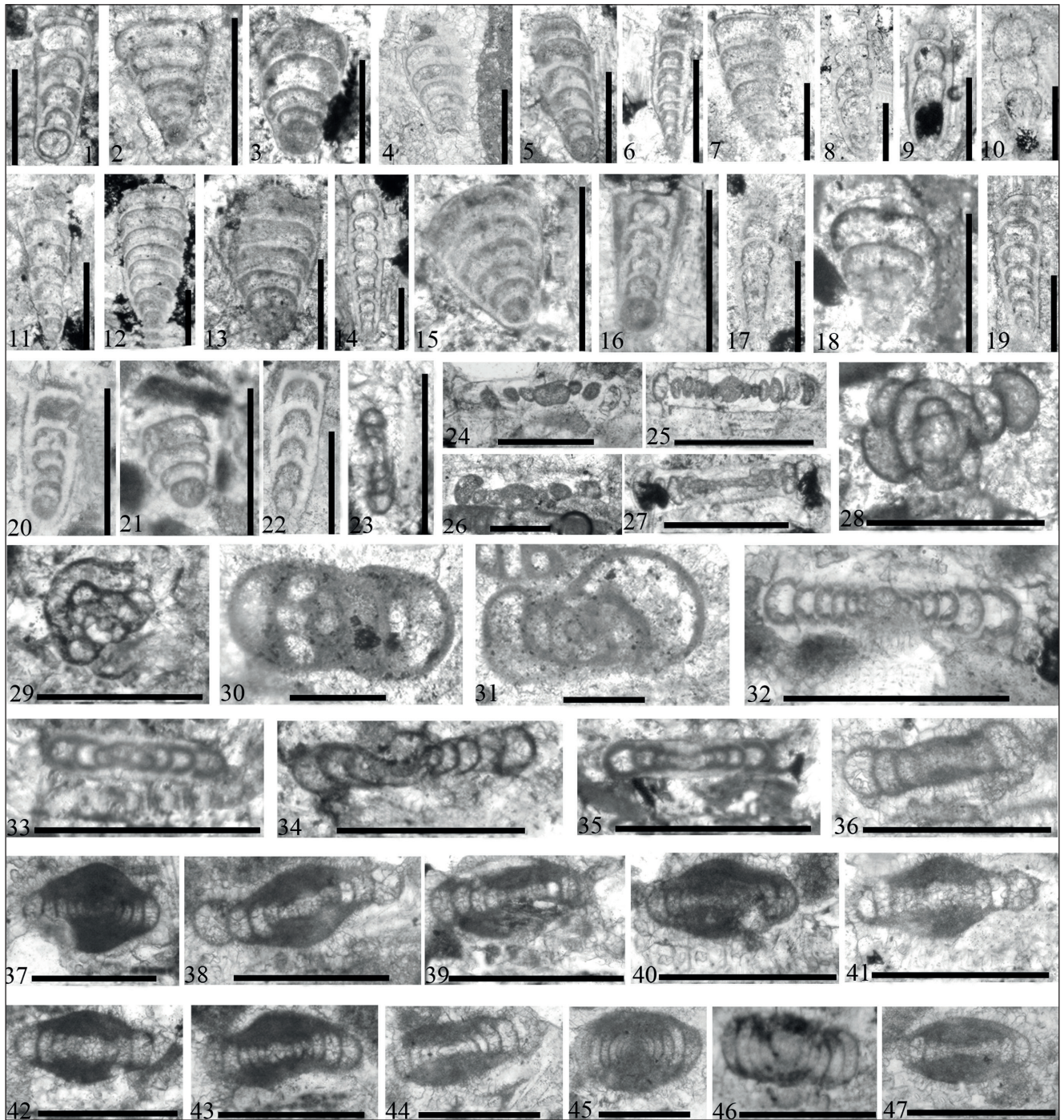
**Type level:** Dorud Group; Emarat Formation, lower Cisuralian, lower Sakmarian.

**Material:** 7 axial, 4 subaxial sections and several dozens of oblique sections, Collection (ESRC 1/1395).

**Diagnosis:** A subspecies of *Rectogordius iranicus* characterized by an inflated, subrhombic profile.

**Description.** Test small, inflated lenticular with biconvex flanks and rounded periphery. Proloculus spherical, followed by a second tubular chamber, almost planispirally coiled, with four to seven involute whorls. Axis of coiling straight to slightly sigmoidal (as in the holotype, for example). The lumen of the tubular chamber is at a concave stage [according to the archaediscid nomenclature of Pirlet & Conil (1974) and Vachard (1988), adapted to the hemigordiids by Alipour et al. 2013]. The increase in height and width of the tubular chamber is slow and regular, giving the characteristic profile in axial section. The wall is plurilamellar with successive lamellae laterally in contact and forming a thickened umbilical region and strongly biconvex tests, whereas the last whorl is covered by a unique lamella and appears relatively evolute (as in the holotype). This wall is porcelaneous, occasionally well preserved with the amber color characteristic of the first step of diagenesis of the extant representatives of the class Miliolata; then entirely black after intermediate diagenetic alteration. No microsparitized or silicified walls, corresponding to the late diagenetic stages of the Miliolata have been observed in our material. Aperture terminal, simple.

**Dimensions.** Diameter (D) = 125-250  $\mu\text{m}$  (holotype = 245  $\mu\text{m}$ ); width (w) = 52-145  $\mu\text{m}$  (holotype = 145  $\mu\text{m}$ ); w/D = 0.40-0.60 (holotype = 0.59); proloculus diameter = 17-45  $\mu\text{m}$  (holotype = 20  $\mu\text{m}$ ); number of volutions: 4-7 (holotype: 7);



## PLATE 2

Smaller foraminifers from the Gaduk section, central Alborz. The ordinary scale bar is 0.2 mm and the double scale bar is 0.5 mm.

Figs 1, 16, 20 - *Nodosinelloides* cf. *netschajevi* (Cherdyntsev, 1914) sensu Groves & Wahlman 1997, samples DH 8, 11, 13. Figs 2, 4?, 7, 8?, 9?, 10?, 11, 13 - *Geinitzina* ex gr. *uralica* Suleimanov, 1949; samples DH 6, 8, 9, 10, 11. Fig. 3 - *Geinitzina*? *indepessa* (Cherdyntsev, 1914), samples DH 10. Figs 5?, 15 - *Geinitzina*? sp. 2, samples DH 10, 11. Figs 6, 17, 22 - *Nodosinelloides bella* (Lipina, 1949); samples DH 11, 12, 13. Fig. 12 - *Geinitzina postcarbonica* Spandel, 1901; sample DH 10. Figs 14, 19? - *Nodosinelloides* cf. *longissima* (Suleimanov, 1949), samples DH 6, 11. Figs 18, 21 - *Geinitzina primitiva* Potievskaya, 1962; sample 1. Fig. 23 - *Asselodiscus* cf. *primitivus* Mamet & Pinard, 1992; sample DH 7. Figs 24, 26 - *Calcitornella beathi* Cushman & Waters, 1928; sample 6,8. Fig. 25 - *Hemigordius* ex gr. *schlumbergeri* (Howchin, 1895); sample DH 10. Fig. 27 - *Cornuspira*? sp.; sample DH 9. Fig. 28 - *Pseudoagathamina*? sp.; sample DH 12. Fig. 29 - *Hemigordiellina* sp.; sample DH 12. Figs 30-31 - *Endothyra* cf. *bamberi* Pinard & Mamet, 1998; samples DH 12, 13. Fig. 32 - *Pseudovidalina* (concavus stage) *modificata* (Potievskaya, 1962); sample DH 13. Figs 33-35 - *Pseudovidalina* cf. *pararecta* Pinard & Mamet, 1998, sample DH 12. Fig. 36 - *Hemigordius*? sp., sample DH 12. Figs 37-47 - *Rectogordius iranicus gadukensis* Yarahmadzahi & Vachard n. subsp., samples DH 12, 13. Holotype: fig. 38. Figs 37, 39-47 are paratypes in axial sections showing the variability of the subspecies. Collection (ESRC 1/1395).

height of last whorl (h) = 18-58  $\mu\text{m}$  (holotype = 29  $\mu\text{m}$ ); wall thickness (s) = 5-10  $\mu\text{m}$  (rarely 12  $\mu\text{m}$ ) (holotype = 8  $\mu\text{m}$ ).

**Comparison.** *Rectogordius iranicus gadukensis* n. subsp. differs from *R. iranicus iranicus* Alipour & Vachard in Alipour et al. 2013 by a more compressed test. The ratio w/D (width to Diameter) is indeed 0.40-0.60 in *R. iranicus gadukensis*, whereas it is 0.19-0.35 in *R. iranicus iranicus*, the diameters of two subspecies being similar (D = 175-300  $\mu\text{m}$  in *R. iranicus iranicus* and D = 125-250  $\mu\text{m}$  in *R. iranicus gadukensis*). The subspecific difference is therefore probably related with the thickness of the wall lamellae in the umbilical regions.

“*Arenovidalina*” sp. 1 sensu Vachard & Krainer 2001b and *Neobemigordius*? sp. sensu Forke et al. 1998, both from the Lower Permian of the Carnic Alps, are perhaps identical to *Rectogordius iranicus gadukensis* n. subsp. but their definitive synonymy needs further studies. It is noteworthy that these two taxa were attributed by Filimonova (2010, p. 776, pl. 4, figs 6-7) to her new species *Neobemigordius carnicus*. This species clearly belongs to *Rectogordius*, but it differs from our new subspecies by a larger size (its diameter is 230-450  $\mu\text{m}$ ), a more compressed test (w/D = 0.29-0.37), more whorls (7-9), and a very small proloculus. To be noted that the holotype of this species called *carnicus* comes from northern Afghanistan.

Various species of “*Arenovidalina*” sensu Sosnina in Sosnina & Nikitina (1977) and Sosnina (1978) (i.e., *Arenovidalina crassa*, *A. orientalis*, *A. ovoidea*, *A. rotunda*, *A. umbilicata* and *A. vulgaris*) are larger, with diameter up to 420-650  $\mu\text{m}$  and a small streptospiral juvenarium; more probably, these taxa belong to the lineage of *Multidiscus* Miklukho-Maklay, 1953, as well as “*Hemigordius*” *oliviformis* (Han) sensu Lin et al. (1990, p. 213, pl. 6, figs 6-7) or “*H.*” *paraoliviformis* Lin et al. (1990, p. 213-214, pl. 26, figs 8-9). In contrast, we suggest that: (1) *Multidiscus talimuensis* Han in Zhao et al. 1984 could be transitional between *Rectogordius* and *Multidiscus*; (2) true Early Triassic *Arenovidalina* Ho, 1959 might be ancestors of *Triadodiscus* Piller, 1978; i.e., of the Triassic involutinids.

**Occurrence.** The new subspecies is known in the lower Sakmarian of the Gaduk section (east of Firuzkuh city, Central Alborz; this study), and probably in the upper Asselian-Sakmarian of the Carnic Alps (Forke et al. 1998; Vachard & Krainer 2001b).

Class **NODOSARIATA** Mikhalevich, 1993

Order **Nodosariida** Calkins, 1926

**Remarks.** Except for the rare primitive *Tezaquina* ex gr. *clivuli*, in our material the nodosariates are only represented by diversified species of the genera *Nodosinelloides* and *Geinitzina*.

The species of *Nodosinelloides* are successively *N. shikhanica*, *N. talimuensis*, *N. bella*, *N. cf. netschajewi* and *N. aff. longissima*. The taxon *Nodosinelloides netschajewi* has numerous different interpretations in the literature. Here, we have followed Groves & Wahlman (1997) and Krainer et al. (2009), but other authors like G. Nestell (pers. comm., April 2016) do not agree with this interpretation.

*Geinitzina* is known to appear in the uppermost Gzhelian and diversify as early as the Asselian (Groves 2000, 2002; Groves & Wahlman 1997; Pinard & Mamet 1998; Groves & Boardman 1999; Krainer et al. 2009; Lucas et al. 2015). At Gaduk, we observed successively *G. primitiva* as early as the uppermost Gzhelian; and then, in the Asselian-lower Sakmarian, *G. ex gr. uralica*, *G. postcarbonica*, *G. primitiva* and two atypical taxa *G.? indepressa* and *Geinitzina?* sp. 2.

## DISCUSSION

In agreement with fusulinid datings in the Alborz (Gaetani et al. 2009; Leven & Gorgij 2011a), the Toyeh, Emarat and Shah Zeid formations of the Dorud Group were considered as latest Gzhelian to early Sakmarian in age in the Gaduk section of the Firuzkuh area (Yarahmadzahi, unpublished data). Comparisons with the foraminiferal studies carried out in other parts of the world (Davydov 1988; Forke et al. 1998; Vachard & Krainer 2001a, b; Krainer et al. 2003; Gaillet & Vachard 2007; Filimonova 2010, 2013; Alipour et al. 2013; Yarahmadzahi & Vachard 2014; Yarahmadzahi et al. 2015) establish that the smaller foraminifers of the Dorud Group in the Central Alborz are very similar in species composition with those of the Carnic Alps, Northern Afghanistan, Northern and Central Pamirs, Central Iran (South Lut Block and Kalmard Block) and Canadian Arctic, with several assemblages of species of the genera *Pseudoacutella*, *Globivalvulina*, *Pseudovidalina*, *Calcitornella*, *Hemigordius*, *Rectogordius*, *Tezaquina*, *Nodosinelloides*, and *Geinitzina* (Figs 2-3).

The genera *Bradyina* and *Bradyinelloides*, which are quite abundant in the Asselian according to Filimonova (2010), were not found in our samples. That is probably because the sediments of Gaduk were deposited either on a relatively deep inner platform for the sediments with fusulinids, or in very shallow environments for the oligotypic deposits with miliolates, for example *Rectogordius*; instead, the environments favorable to the bradyinids require a moderate (and therefore intermediary) paleobathymetry (see e.g., Della Porta et al. 2005; Vachard et al. 2010).

In the Gaduk section, fusulinid assemblages identified by Yarahmadzahi (unpublished data) are dominated by *Triticites* and *Pseudoschwagerina*, that were originally described from the Alborz area (Gaetani et al. 2009), the Anarak region in central Iran (Leven & Gorgij 2006a, b), the Asad-Abad section in Shahreza area (Leven & Gorgij 2011a, b; Yarahmadzahi 2011), the uppermost Gzhelian-lowermost Permian of Darvaz (Davydov in Chuvashov et al. 1986) and the lower part of the Grenzland Formation (Vachard & Krainer 2001b) dated as late Asselian-Sakmarian (Davydov et al. 2013) in the Carnic Alps (Austria-Italy border). The age of this assemblage is usually considered as Asselian. Gaetani et al. (2009) and Alipour et al. (2013) already concluded that the majority of the Emarat Formation is Asselian in age, but it includes a lowermost Gzhelian part and an uppermost Sakmarian part.

## CONCLUSIONS

The Dorud Group of the Gaduk section in Central Alborz (Iran) is more than 44 m thick, with thick succession of conglomerates, quartzarenites, calcareous sandstones, oncolitic fusulinid limestones, sandy limestones, sandstones and shales.

A review of the uppermost Gzhelian, Asselian and lower Sakmarian smaller foraminifers of the Emarat Formation of the Gaduk section is presented in this paper.

Three foraminiferal biozones are defined: the *Geinitzina* aff. *primitiva*-*Nodosinelloides sikhanica* Zone is latest Gzhelian in age; the *Geinitzina* spp.-*Nodosinelloides* spp.-*Pseudoacutella partoazari* Zone is Asselian; and the *Rectogordius iranicus gadukensis*-*Endothyra* cf. *bamberi* Zone is early Sakmarian in age.

The new subspecies *Rectogordius iranicus gadukensis* n. subsp. is described.

The genera *Pseudovidalina* and *Grovesella* are discussed, and some elements of emendation are presented.

The studied assemblages are correlatable with those from the Carnic Alps (Austria-Italy), East European Platform of Russia, the Urals (Russia), Darvas (Uzbekistan), the northern and central Pamirs (Tajikistan), Central Iran, northern Afghanistan and other classical regions of the Tethyan realm.

*Acknowledgements.* We appreciated the help of Maryam Mesbahi. The investigations were carried out thanks to the research project "14-11-1-9290" supported by Islamic Azad University of Zahedan Branch. We are grateful to G. Nestell for her review. The associate editor L. Giusberti is thanked for his careful work of revision.

## REFERENCES

- Aghanabati A. (2004) - Geology of Iran. *Geol. Surv. Iran*, 582 pp. (in Persian).
- Alavi M. (1991) - Sedimentary and structural characteristics of the Paleotethys remnants in northeastern Iran. *Bull. Geol. Soc. America*, 10: 983-992.
- Alipour Z., Hosseni-Nezhad, S.M. Vachard D. & Rashidi K. (2013) - The latest Carboniferous-Early Permian Dorud Group of the eastern Alborz (Iran): biostratigraphy and taxonomy of smaller foraminifers. *Geol. J.*, 48: 385-402.
- Altiner D. (1988) - *Pseudovidalinidae* n. fam. and *Angelina* n. gen. from the Upper Permian of south and southeast Turkey. *Rev. Paléobiol., vol. spéc. 2, Benthos '86*, 1: 25-36.
- Angiolini L. & Stephenson M.H. (2008) - Lower Permian brachiopods and palynomorphs from the Dorud Formation (Alborz Mountains, north Iran): new evidence for their palaeobiogeographic affinity. *Fossils and Strata*, 54: 117-132.
- Angiolini L., Checconi A., Gaetani M. & Rettori R. (2010) - The latest Permian mass extinction in the Alborz Mountains (North Iran). *Geol. J.*, 45: 216-229.
- Assereto R. (1963) - The Paleozoic formations in Central Elburz (Iran) (Preliminary note). *Riv. It. Paleontol. Strat.*, 69: 503-543.
- Baryshnikov V.V., Zolotova V.P. & Kosheleva V.F. (1982) - Novye vidy foraminifer artinskogo yarusy permskogo Priuralya (New species of foraminifers from Artinskian stage of the Pre-Ural). *Akademiya Nauk SSSR, Uralskii Nauchnyi Tsentr, Institut Geologii i Geokhimii*, Preprint: 1-54 (in Russian).
- Blazejowski B. (2009) - Foraminifers from the Treskelodden Formation (Carboniferous-Permian) of south Spitsbergen. *Polish Polar Res.*, 30: 193-230.
- Bozorgnia F. (1973) - Paleozoic foraminiferal biostratigraphy

- of central and east Alborz mountain, Iran. *Nation. Iran. Oil Comp., Geol. Lab.*, Publication 4: 1-185.
- Brady H.B. (1876) - A monograph of Carboniferous and Permian foraminifera (the genus *Fusulina* excepted). *Palaeontographical Society*, 30: 1-166.
- Brenckle P.L. & Wahlman G.P. (1996) - *Raphconilia*, a new name for the Upper Paleozoic pseudovidalinid foraminifer *Cornilia* Brenckle & Wahlman, 1994. *J. Foram. Res.*, 26: 184.
- Calkins G.N. (1926) - The Biology of the Protozoa: 1-623. Lea & Febiger, Philadelphia, New York.
- Cavalier-Smith T. (2003) - Protists phylogeny and the high-level classification of Protozoa. *Eur. J. Protist.*, 39: 338-348.
- Cherdyntsev W. (1914) - K faune foraminifer permskikh otlozhenii vostochnoi polosy Evropeiskoi Rossii. *Trudy Obshchestva Estestvoispytateley pri Imperatorskom Kazanskom Universitete*, 46(5): 3-88 [in Russian].
- Chuvashov B.I., Leven E.Ya. & Davydov V.I. (1986) - Fusulinids of Carboniferous-Permian boundary beds of Darvas. In: Carboniferous-Permian boundary beds of the Urals, Pre-Urals and Central Asia. *Nauka*: 1-152 [in Russian].
- Cushman J.A. & Waters J.A. (1928) - Some Foraminifera from the Pennsylvanian and Permian of Texas. *Cushm. Lab. Foram. Res.*, 4: 31-55.
- Davydov V.I. (1988) - Archaeiscidae in the Upper Carboniferous and Lower Permian. *Rev. Paléobiol.*, vol. spéc. 2, *Benthos '86*: 39-46.
- Davydov, V.I. (1991) - Late Carboniferous and Permian archaeiscids (Foraminifera): homeomorphy or bradytely? *Bulletin Moskovskoye Obshchestva Ispytatelei Prirody, Otdelenie Geologii*, 66: 50-58 [in Russian with English abstract].
- Davydov V.I. & Arefifard S. (2007) - Permian fusulinid fauna of Peri-Gondwanan affinity from the Kalmard region, East-Central Iran and its Significance for tectonics and paleogeography. *Palaeontol. Elect.*, 10(2): 1-40.
- Davydov V.I. (2011) - Taxonomy, nomenclature and evolution of the early schubertellid fusulinids. *Acta Palaeontol. Pol.*, 56(1): 181-194.
- Davydov V.I., Krainer K. & Chernykh V. (2013) - Fusulinid biostratigraphy of the Lower Permian Zweikofel Formation (Rattendorf Group; Carnic Alps, Austria) and Lower Permian Tethyan chronostratigraphy. *Geol. J.*, 48: 57-100.
- Della Porta G., Villa E. & Kenter J. A. M. (2005) - Facies distribution of Fusulinida in a Bashkirian-Moscovian carbonate platform top (Cantabrian Mountains, NW Spain). *J. Foram. Res.*, 35(4): 344-367.
- Devuyst F.X. (2006) - The Tournaisian-Visean boundary in Eurasia. Definition, biostratigraphy, sedimentology and early evolution of the genus *Eoparastaffella* (foraminifer). Ph.D. thesis, Cath. Uni. Louvain, 430 pp. (unpublished).
- Ebrahim Nejad E., Vachard D., Siabeghodsy A. & Abbasi S. (2015) - Middle-Late Permian (Murgabian-Djulfian) foraminifers of the northern Maku area (western Azerbaijan, Iran). *Palaeontol. Elect.*, 18.1.19A: 1-63.
- Filimonova T.V. (2010) - Smaller Foraminifers of the Lower Permian from Western Tethys. *Strat. Geol. Correlation*, 18(7): 687-811.
- Filimonova T.V. (2013) - Smaller Foraminifers from the Permian Sections of Central Iran. *Strat. Geol. Correlation*, 21(1): 13-30.
- Flügel E. (2004) - Microfacies of carbonate rocks, analysis, interpretation and application. Springer Publisher, 976 pp.
- Forke H.C., Kahler F. & Krainer K. (1998) - Sedimentology, microfacies and stratigraphic distribution of foraminifers of the lower "*Pseudoschwagerina*" limestone (Rattendorf Group, Late Carboniferous), Carnic Alps (Austria/Italy). *Senckenbergiana lethaea*, 78(1/2): 1-39.
- Fursenko A.V. (1958) - Osnovnye etapy razvitiya fauny foraminifer v geologicheskome proshlom (Fundamental stages of development of foraminiferal fauna in the geological past). *Trudy Instituta Geologicheskikh Nauk, Akademiyi Nauk Belorusskoi SSR*, 1: 10-29 [in Russian].
- Gaetani M., Angiolini L., Ueno K., Nicora A., Stephenson M., Sciunnach D., Rettori R., Price G. & Sabouri J. (2009) - Pennsylvanian-Early Triassic stratigraphy in the Alborz Mountains (Iran). *Geol. Soc., Spec. Pub.*, 312: 79-128.
- Gaillot J. & Vachard D. (2007) - The Khuff Formation (Middle East) and time-equivalents in Turkey and South China: biostratigraphy from Capitanian to Changhsingian times (Permian), new foraminiferal taxa and palaeogeographical implications. *Coloq. Paleontol.*, 57: 37-223.
- Groves J.R. (1997) - Repetitive patterns of evolution in late Paleozoic foraminifers. In: Ross C.A., Ross J.R.P. & Brenckle P.L. (Eds) - Late Paleozoic Foraminifera, their biostratigraphy, evolution, and paleoecology, and the Mid-Carboniferous boundary. *Cushm. Found. Foram. Res.*, Spec. Pub., 36: 51-54.
- Groves J.R. & Wahlman G.P. (1997) - Biostratigraphy and evolution of Late Carboniferous and Early Permian smaller foraminifers from the Barents Sea (offshore Arctic Norway). *J. Paleontol.*, 71: 758-779.
- Groves J.R. & Boardman H. (1999) - Calcareous smaller foraminifers from the lower Permian Council Grove Group near Hooser, Kansas. *J. Foram. Res.*, 29: 243-262.
- Groves J.R. (2000) - Suborder Lagenina and other smaller foraminifers from uppermost Pennsylvanian-lower Permian rocks of Kansas and Oklahoma. *Micro-paleontol.*, 46: 285-326.
- Groves J.R. (2002) - Evolutionary origin of the group *Geinitzina* (Foraminiferida) and its significance for international correlation near the Carboniferous-Permian of the World. *Can. Soc. Petrol. Geol., Mem.*, 19: 437-447.
- Habeeb K.H. (1979) - SEM study of foraminiferal wall structure in the Lower Carboniferous Limestone. Abstracts of Papers, Ninth Inter. Cong. Carb. Stratig. Geol., May 19-26, 1979, Uni. Illinois at Urbana-Champaign: 82-83.
- Hance L., Hou H.F. & Vachard D. (2011) - Upper Famennian to Visean foraminifers and some carbonate microproblematica from South China, Hunan, Guangxi and Guizhou. *Geol. Sci. Pre.*, Beijing: 1-359.
- Ho J. (1959) - Triassic Foraminifera from the Chialingchiang Limestone of South Szechuan. *Acta Paleontol. Sin.*, 7(5): 387-418.
- Howchin W. (1895) - Carboniferous foraminifera of Western

- Australia, with descriptions of new species. *Trans. Proc. Roy. Soc. South Australia*, 19: 198-200.
- Jenny J. & Stampfli G. (1978) - Lithostratigraphie du Permien de l'Elbourz oriental en Iran. *Ecl. Geol. Helv.*, 71: 551-580.
- Jenny-Deshusses C. (1983) - Le Permien de l'Elbourz Central et Oriental (Iran) : stratigraphie et micropaléontologie (foraminifères et algues). Ph.D thesis, Univ. Genève, n° 2103: 1-214 (unpublished).
- Kahler F. (1977) - Die Fusuliniden der Dorud Formation im Djadjerud-Tal nördlich von Tehran (Iran). *Riv. It. Paleontol. Strat.*, 82: 439-466.
- Konovalova M.V. (1962) - Granitsa kamennougol'noy i perm-skoy sistem yuzhnogo Timana na osnovanii izucheniya foraminifer. In: Stratigraficheskie skhemy paleozoyskikh otlozheniy, perm-skaya Sistema. *Ministerstvo Geologii i Okbrany Nedr SSSR, Vses. Nauchno-Issledov. Geol.-Razved. Neft. Inst.*: 202-209.
- Krainer K., Vachard D. & Lucas S.G. (2003) - Microfacies and microfossil assemblages (smaller foraminifers, algae, pseudoalgae) of the Hueco Group and Laborcita Formation (Upper Pennsylvanian-Lower Permian), south-central New Mexico, USA. *Riv. It. Paleontol. Strat.*, 109: 3-36.
- Krainer K., Vachard D. & Lucas S.G. (2009) - Facies, microfossils (smaller Foraminifers, calcareous Algae) and biostratigraphy of the Hueco Group, Doña Ana mountains, southern New Mexico, USA. *Riv. It. Paleontol. Strat.*, 115(1): 3-26.
- Leven E.Ya. & Gorgij M.N. (2006a) - Gzhelian fusulinids first discovered in Central Iran. *Strat. Geol. Correlation*, 14: 19-29.
- Leven E.Ya. & Gorgij M.N. (2006b) - Upper Carboniferous-Permian stratigraphy and fusulinids from Anarak region, Central Iran. *Russ. J. Ear. Sci.*, 8 2: 1-25.
- Leven E.Ya. & Gorgij M.N. (2011a) - Fusulinids and Stratigraphy of the Carboniferous and Permian in Iran. *Strat. Geol. Correlation*, 19(7): 687-776.
- Leven E.Ya. & Gorgij M.N. (2011b) - First Record of Gzhelian and Asselian Fusulinids from the Vazhnan Formation (Sanandaj-Sirjan Zone of Iran). *Strat. Geol. Correlation*, 19: 486-501.
- Lin J.X., Li L.X. & Sun Q.Y. (1990). - Late Paleozoic foraminifers in South China. *Science Publication House*, Beijing: 1-269 (in Chinese).
- Lipina O.A. (1949) - Melkie foraminifery pogrebennykh massivov Bashkirii (Smaller foraminifers from the buried massifs of Bashkiria). *Akademiya Nauk SSSR, Trudy Instituta Geologicheskikh Nauk*, 105, ser. geol. no. 35: 198-235 [in Russian; French translation BRGM, no. 791].
- Loeblich A.R. & Tappan H. (1987) - Foraminiferal genera and their classification. Van Nostrand Reinhold, 970 pp.
- Lucas S.G., Krainer K. & Vachard D. (2015) -The Lower Permian Hueco Group, Robledo Mountains, New Mexico (U.S.A.). In: Lucas S.G. & DiMichele W.A. (Eds) - Carboniferous-Permian Transition in the Robledo Mountains, Southern New Mexico. *New Mexico Mus. Natu. Hist. Sci. Bull.*, 65: 43-95.
- Lys M., Stampfli G. & Jenny J. (1978) - Biostratigraphie du Carbonifère et du Permien de l'Elbourz oriental (Iran du NE). *Lab. Paléontol. Uni. Genève*, 2: 63-99.
- Malakhova N.P. (1973) - O vozraste i stratigraficheskom polozenii Gusikhinskoi svity yuzhnogo Urala (On the age and the stratigraphic position of the Gusikhinsk Suite of the southern Urals). In: Kamennougolnye otlozheniya vostochnogo sklona yuzhnogo Urala: Magnitogorskii sinklinorii (Carboniferous deposits of the eastern slope of the southern Urals: Magnitogorsk Synclinorium). *Akademiya Nauk SSSR, Uralskii Nauchnyi Tsent, Trudy Instituta Geologii i Geokhimii*, 82: 127-185 [in Russian].
- Maslakova N.I. (1990) - Criteria for establishing higher taxa in foraminifers. In: Menner V.V. (Ed.) - Systematics and phylogeny of invertebrates: the criteria for establishing higher taxa: 22-27. *Izdatelstvo Nauka, Moscow* [in Russian].
- Mamet B. & Pinard S. (1992) - Note sur la taxonomie des petits foraminifères du Paléozoïque supérieur. *Bull. Soc. belge Géol.*, 99(1990): 373-398.
- Matthews S.C. (1973) - Notes on open nomenclature and on synonymy lists. *Palaeontology*, 16(4): 713-719.
- Mazaheri F. (2003) - Biostratigraphy of Upper Paleozoic deposits in North of Shahrud based on foraminifers. M. Sc. Thesis, Uni., Tehran: 1-205 (unpublished) [in Persian].
- Mikhalevich V.I. (1988) - Sistema podklasa Miliolata (Foraminifera). *Akademiya Nauk SSSR, Trudy Zoologicheskogo Instituta*, 184: 77-110.
- Mikhalevich V.I. (1993) - New higher taxa of the subclass Nodosariata (Foraminifera). *Zoosystematica Rossica*, 2: 5-8.
- Miklukho-Maklay A.D. (1953) - K sistematike semeistva Archaeiscidae (On the systematics of the family Archaeiscidae). *Ezhegodnik Vsesoyuznogo Paleontologicheskogo Obshchestva*, 14: 127-131 [in Russian].
- Miklukho-Maklay A.D., Rauzer-Chernousova D.M. & Rozovskaya S.E. (1958) - Sistematika i filogeniya fuzulinidei. *Voprosy Mikropaleontologii*, 2: 5-21 [in Russian; French translation: Editions Technip Paris].
- Morozova V.G. (1949) - Predstaviteli semeistv Lituolidae i Textulariidae iz verkhnekamennougolnykh i artinskikh otlozhenii bashkirskogo Priuralya (Members of families Lituolidae and Textulariidae from Late Carboniferous and Artinskian from the Bashkir Pre-Urals). *Akademiya Nauk SSSR, Trudy Instituta Geologicheskikh Nauk*, v. 105, geologicheskaya seriya, 35: 244-275 [in Russian; French translation: BRGM, n° 783].
- Nestell G.P. & Nestell M.K. (2006) - Middle Permian (Late Guadalupian) foraminifers from Dark Canyon, Guadalupe Mountains, New Mexico. *Micropaleontology*, 52: 1-50.
- Orbigny A. d' (1826) - Tableau méthodique de la classe des Céphalopodes. *Ann. Sci. Naturelles*, 7(2): 245-314.
- Owen D.E. (2009) - How to use stratigraphic terminology in papers, illustrations, and talks. *Stratigraphy*, 6(2): 106-116.
- Partoazar H. (1995) - Permian deposits in Iran. In: Hushmandzadeh A. (Ed.) - Treatise on the Geology of Iran. *Geol. Surv. Iran*, 22: 1-340 [in Persian with English abstract].

- Piller W. (1978) - Involutinacea (Foraminifera) der Trias und des Lias. *Beitr. Paläontol. Österreich*, 5: 1-164.
- Pirard S. & Mamet B. (1998) - Taxonomie des petits foraminifères du Carbonifère supérieur-Permien inférieur du bassin de Sverdrup, Arctique canadien. *Palaeontographica Canadiana*, 15: 1-253.
- Pirlet H. & Conil R. (1974) - L'évolution des Archaeodiscidae viséens. *Bull. Soc. belge Géologie*, 1973 published 1977, preprint 1974, 82(2): 241-299.
- Potievskaya P.D. (1962) - Predstaviteli nekotorykh semeistv melkikh foraminifer iz nizhney permi severozapadnoy okrainy Donbassa (Representatives of certain families of smaller foraminifers from the Early Permian of the northwestern border of the Donets Basin). *Akademiya Nauk Ukrainskoi SSR, Instituta Geologicheskikh Nauk, Trudy, seriya stratigrafii i paleontologii*, 44: 49-94 [in Russian].
- Poyarkov B.V. & Skvortsov V.P. (1979) - On methodological segregation of local epiboles and local biozones (exemplified by the Early Carboniferous of Tian Shan). In: *Palaeontology and stratigraphy of Far East: 5-27. Akademiya Nauk SSR, Dalnevostochnyi Nauchnyi Tsentr, Dalnevostochnyi Geologicheskii Institut, Vladivostok* [in Russian].
- Rauzer-Chernousova D.M. (1949) (sometimes indicated 1951) - Stratigrafiya verkhnekamennougolnykh i artinskikh otlozhenii bashkirskogo Priuralya (Stratigraphy of the Late Carboniferous and Artinskian deposits from the Bashkir Pre-Urals). *Akademiya Nauk SSR, Trudy Instituta Geologicheskikh Nauk*, 105, geologicheskaya seriya no. 35: 3-21 [in Russian, French translation by Pietresson de St-Aubin, Institut Français du Pétrole, des Carburants et Lubrifiants, no. 1522-747: 1-18].
- Reichel M. (1946) - Sur quelques foraminifères nouveaux du Permien méditerranéen. *Ecl. Geol. Helv.*, 38(2): 524-560.
- Reitlinger E.A. (1956) - Novoe semeistvo Lasiodiscidae. *Voprosy Mikropaleontologii*, 1: 69-78 [in Russian; French translation, Sigal, S. and Sigal, J., BRGM n° 1753: 1-16].
- Ride W.L., Cogger H.G., Dupuis C., Kraus O., Minelli A., Thompson F.C. & Tubbs P.K. (1999) - International Code of Zoological Nomenclature, Fourth Edition: 1-78.
- Saidova Kh. M. (1981) - O sovremennom sostoyanii sistemy nadvidovykh taksonov kaynozoyskikh bentosnykh foraminifer (On a revised, supraspecific taxonomical systematics of Cenozoic benthic foraminifers). *Institut Okeanologii P.P. Shirshova, Akademiya Nauk SSSR, Moscow*, 73 pp.
- Semina (= Sjomina) S.A. (1961) - Stratigraphy and foraminifers (fusulinids) of *Schwagerina* horizon in the Oka-Tsina Uplift, Moscow. *Akademiya Nauk SSSR, Trudy Instituta Geologicheskikh Nauk*, 57: 1-70 [in Russian].
- Sosipatrova G.P. (1972) - Upper Palaeozoic foraminifera of Spitsbergen. In: Sokolov V.N. - Stratigraphy of Spitsbergen, Institut Geologii Arktiki Leningrad: 1-238 [in Russian; translated by Francis, E.T. and Klener, G. *Lending Division of the British Library Board*: 125-163].
- Sosnina M.I. (1978) - O foraminiferakh Chandalezskogo gorizonta pozdnei Permi Yuzhnogo Primorya (On foraminifers from Chandalez horizon of Upper Permian in southern Primorye). In: Verkhniy Paleozoi severovostochnoi Azii. *Akademiya Nauk SSSR, Dalnevostochnyi Nauchnyi Tsentr, Institut Tektoniki i Geofiziki*: 24-42 [in Russian].
- Sosnina M.I. & Nikitina A.P. (1977) - Melkie foraminifery verkhnei permi Yuzhnogo Primoriya (Smaller foraminifers of the Upper Permian of south Primorye). In: Iskopaemaya flora i fauna Dalnego Vostoka i voprosy stratigrafii Fanerozooya (Fossil flora and fauna of Far East and problems of stratigraphy of the Phanerozoic). *Akademiya Nauk SSSR, Dalnevostochnyi Nauchnyi Tsentr, Dal. Geol. Inst.*: 27-52 [in Russian].
- Spandel E. (1901) - Die Foraminiferen des Permo-Karbons von Hooser, Kansas, Nord Amerika. *Festschrift Naturhist. Gesell. Nürnberg*: 175-194.
- Stampfli G. (1978) - Etude géologique générale de l'Elbourz oriental au sud de Gonbad-e-Qabus (Iran NE). PhD Thesis (1868) (Université Genève), 329 pp. (unpublished).
- Stepanov D.L., Golshani F. & Stocklin J. (1969) - Upper Permian and Permian-Triassic Boundary in North Iran. *Geol. Surv. Iran, Rep.* 12: 1-72.
- Suleimanov I.S. (1949) - Novye vidy fuzulinid podsemeistva Schubertellinae Skinner iz kamennougol'nykh i nizhnepermskikh otlozheniy Bashkirskogo Priural'ya (New species of fusulinids from the sub-family Schubertellinae Skinner from the Carboniferous and Lower Permian of the Preural Bashkir). *Akademiya Nauk SSSR, Trudy Instituta Geologicheskikh Nauk*, 105, geologicheskaya seriya, 35: 22-43 [in Russian].
- Taghavi-Anaraki M. (1996) - Stratigraphy of Upper Paleozoic deposits in Gorgan area (eastern Alborz). M. Sc. Thesis, Uni. Isfahan: 1-95 (unpublished) [in Persian].
- Taleblu M. (2007) - Biostratigraphy, lithostratigraphy and sedimentary environment of Permian formations in North and Northwest of Damghan (Toyeh Rudbar and Labnesar sections). M. Sc. Thesis, Uni. Shahid Beheshti: 1-142, (unpublished) [in Persian].
- Vachard D. (1980) - Téthys et Gondwana au Paléozoïque supérieur; les données afghanes: biostratigraphie, micropaléontologie, paléogéographie. *Documents et Travaux IGAL*, 2: 1-463.
- Vachard D. (1988) - Pour une classification raisonnée et raisonnée des Archaeodiscidae (Foraminifera, Carbonifère inférieur-moyen). *Rev. Paléobiol.*, 2(86): 103-123.
- Vachard D. (1996) - Iran. In: Wagner R., Winkler Prins C.F. & Granados L.F. (Eds) - The Carboniferous of the World, vol. 3: 489-521. Instituto Tecnológico GeoMinero de España (IGME) & Nationaal Natuurhistorisch Museum.
- Vachard D. (2016) - Permian smaller foraminifers; taxonomy, biostratigraphy and biogeography. In: Lucas S.G. & Shen S.Z. (Eds) - The Permian Timescale. *Geol. Soc. Spec. Pub.* (in press).
- Vachard D. & Beckary S. (1991) - Algues et foraminifères bachkiriens des coal balls de la Mine Rosario (Truebano, Léon, Espagne). *Rev. Paléobiol.*, 10(2): 315-357.

- Vachard D. & Krainer K. (2001a) - Smaller foraminifers of the Upper Carboniferous Auernig Group, Carnic Alps (Austria/Italy). *Riv. It. Paleontol. Strat.*, 107: 147-168.
- Vachard D. & Krainer K. (2001b) - Smaller foraminifers, characteristic algae and pseudo-algae of the latest Carboniferous/Early Permian Rattendorf Group, Carnic Alps (Austria/Italy). *Riv. It. Paleontol. Strat.*, 107: 169-195.
- Vachard D. & Montenat C. (1981) - Biostratigraphie, micropaléontologie et paléogéographie du Permien de la région de Tezak (Montagnes Centrales d'Afghanistan). *Palaeontographica* B, 178, 1-3: 1-88.
- Vachard D., Pille L. & Gaillot J. (2010) - Palaeozoic Foraminifera: systematics, palaeoecology and responses to the global changes (Les foraminifères paléozoïques: systématique, paléoécologie et réponses aux changements globaux). *Rev. Micropaléontol.*, 53: 209-254.
- Vaziri S.H. (2008) - Lithostratigraphy and Microbiostratigraphy (Foraminifera) of the Permian Sequence in Northern Tehran, Central Alborz, North Iran. Fifth Inter. Conf. Environm. Micropaleontol., Microbiol. Meiobenthol. Uni. Madras: 339-344.
- Vdovenko M.V., Rauzer-Chernousova D.M., Reitlinger E.A. & Sabirov A.A. (1993) - Guide for the systematics of Palaeozoic smaller foraminifers. *Rossiiskaya Akademiya Nauk, Komissiya po Mikropaleontologii*, "Nauka": 1-128 [in Russian].
- Yarahmadzahi H. (2011) - Fusulinid Biostratigraphy and Sequence Stratigraphy of Lower Permian deposits in Central Iran (Isfahan, Shareza, Abadeh and Yazd areas). Ph.D thesis, Islamic Azad Univ.: 1-263 (unpublished).
- Yarahmadzahi H. & Vachard D. (2014) - Paleobiogeographic significance of a new ozawainelloid fusulinid *Pseudo-acutella partoazari* n. sp., from the Asselian (lowermost Permian) of Gaduk (Central Alborz, Iran). *Rev. Micropaléontol.*, 57: 117-124.
- Yarahmadzahi H., Vachard D. & Gorgij M.N. (2015) - First record of Sakmarian smaller foraminifers from the Sarab section (South Lut Block in Central Iran). *Arab. J. Geosci.* V. 8(5): 3119-3127.
- Zamilatskaya T.K. (1969) - Lower Permian foraminiferal assemblages from the Southeast of the Russian Platform. *Byulletin Moskovskogo Obschestva Ispytatelei Prirody, Otdel Geologicheskii*, 44(2): 118-130 [in Russian].
- Zanchi A., Zanchetta S., Garzanti E., Balini M., Berra F., Mattei M. & Muttoni G. (2009) - The Cimmerian evolution of the Nakhlak-Anarak area, Central Iran, and its bearing for the reconstruction of the history of the Eurasian margin. In: Brunet M.F., Wilmsen M. & Granath J.W. (Eds) - South Caspian to Central Iran Basins. *Geol. Soc. Lond. Spec. Pub.* 312: 261-286.
- Zandkarimi K., Najafian B., Vachard D., Bahrammanesh M. & Vaziri S.H. (2016) - Latest Tournaisian-late Viséan foraminiferal biozonation (MFZ8-MFZ14) of the Valiabad area, northwestern Alborz (Iran): geological implications. *Geol. J.*, 51(1): 125-142.
- Zhao Z.X., Han J.X. & Wang Z. (1984). The Carboniferous strata and its fauna from southwestern margin of Tarim Basin in Xinjiang. Geological Publishing House, Beijing, 187 pp. [in Chinese].