



Structure research of nanoscaled silicon carbide detonation coatings of tribotechnical application

A.H. Dovhal*, L.B. Pryimak

National Aviation University, Ukraine

**E-mail: andrii.dovhal@npp.nau.edu.ua*

Received: 10 January 2022; Revised: 3 February 2022; Accept: 26 February 2022

Abstract

Presented studies are related to the spheres of wearproof coating development. World wear resistance improvement technology experience has accumulated a huge amount of statistical material on the failure due to increased level of parts wear. That is why the issue of research and improvement of anti-wear properties of machine elements is one the components when considering the priority directions of ensuring the reliability of operation motor vehicles and friction units. The SiC coating has been deposited on the medium carbon steel using detonation deposition. It has been established that it is very sensible for modes of coating deposition and different physical and chemical phenomenon have been detected. The structure of the obtained coating has been thoroughly researched on the electronic microscope. The obtained coating has been developed for testing on the friction bench modeling the friction process that is taking place in the couple of main and rod journals of internal combustion engines. The coating has also the corrosion protection. The new magnet modified method of detonation coating deposition has been tested for deposition of nanoscaled coating on mild carbon steel. The optimal modes of the magnet modified coating deposition for silicon carbide powders batch mixture from the viewpoint of structure formation have been detected.

Key words: wear, wear resistance, coating, adhesion, nanoscaled coating, detonation coating deposition.

Introduction

Means of powered equipment and automated equipment of airports are equipped with power plants as energy sources for technological operations on ground handling of aircraft. As such power plants on aircraft ground equipment electric motors, gas turbine engines, internal combustion engines can be used. Operating experience has shown that internal combustion engines have the highest energy efficiency and safety, because electric engines have low starting torques, and gas turbine engines are designed for operation at altitudes of the cruising flight of aircraft and at ground level have low fuel efficiency and stability. Thus, an internal combustion engine (ICE), which can be either fuel or diesel, is the main power unit of aviation ground equipment. The lifetime of the ICE can be improved by wearproof coatings

Review of the latest research

Silicon carbide materials has attracted scientific attention of researchers from many countries. So in the works [1,2] the features of structure formation of ceramic materials of the constituents SiC-C with oxides Al₂O₃ and Y₂O₃, as well as titanium hydride under free sintering and hot pressing are considered. Effect of ceramics dispersion strengthening by nanoscaled particles of silicon carbide and titanium carbide has been established. In the publication [3] micromechanical properties of composition materials made of SiC, acquired by activated sintering has been researched.

Authors of the work [4] has researched high temperature, corrosion resistant, mechanical properties of nanoporous structures made of silicon carbide, which was intended for electrical and technical application.



In the publication [5], researchers had been learning oxidation resistance of composites of the constituents SiC–TiB₂–B₄C, acquired by hot pressing at temperature 2150°C, which have improved physical and mechanical properties. The samples porosity made less than 8%.

The structure formation of ceramics made of constituents SiC–TiB₂, where the silicon carbide was the composite major, was researched in details in works [6, 7]. In particular, optimal technological modes of ceramic materials acquisition concerning the bending strength, crack- and wear resistance had been determined.

Attempts of properties optimization of self-bonded silicon carbide are undergoing nowadays. So, in the works [8] different from conventional technologies technique of high-dense ceramic products on the basis of self-bonded silicon carbide, which blankpieces are made by the method of slip casting of thermal plastics under the pressure had been developed. The content of multifractional batch mixture and amount of temporary bonds with rheological properties, that provide the high density of products, has been justified.

One of the prominent scientific direction of silicon carbide application is the nanostructured composites and coatings. So, the researchers of article [9] the microstructure and properties of alumina-silicon carbide nanocomposites fabricated by pressureless sintering and post hot-isostatic pressing have been investigated. There the grain growth of Al₂O₃ matrix had been eliminated due to the grain growth inhibition by nano-sized SiC particles (about 150-250 nm). It improved the fracture strength of acquired composite.

In the scientific paper [10] the synthesis of SiO₂ and SiC micro/nanostructures of nanowires (about 100 nm) and nanorod (about 50-200 nm) shapes had been held by thermal evaporation method (CVD). The scientific findings were intended for core-shell coaxial nanocables.

The researchers of work [11] have acquired nanocomposites of C-SiC content. The composite is the carbon fibers covered by SiC nanocoatings. The material was intended for radiation resistant fabric concerning the fabric strength. And the scientists of paper [12] had acquired the nanostructured coatings of silicon carbide by novel method. the thickness of the coating was about 2-9 nm and the coatings were suitable to application in metallurgy, nuclear power engineering, microelectronics and high-temperature stoves.

In order to create the metal ceramic materials, effect of iron millings on the technological modes of acquisition of ceramic materials of the system SiC–Al₂O₃, their structure and properties have been researched. Tribological performances of acquired materials have been tested. Wear rate of these materials together with the steel counterbody is 3,8 microns per kilometer, and together with ceramic counterbody it is 4,1 microns per kilometer. In both cases oxidative wear mechanism takes place [13].

As have already been mentioned the specific way acquired batch mixture of SiC–Al₂O₃ content was used for acquisition of wearproff composited [13] the same batch mixture was applied for coating deposition by detonation method modified by magnetic field [14]. So it had been established on direct polarity of coil magnet the microparticles of silicon carbide and alumina had been deposited on the substrate. The coating had demonstrated not only high wear resistance [14], but also high wear resistance at elevated temperatures [15]. The last mentioned composition had been widely used for coating deposition by different technique and several results had been acquired. And changing the polarity of coil magnet only the nanosized particles of silicon carbide had been deposited on the substrate to which investigation this scientific paper is devoted.

Research aim

Scientific development of nanoscaled composition coatings for crank shaft journal of internal combustion engines of aircraft ground support equipment.

Originating from the aim of article papper the following tasks of research were preset:

1. Outlook of the reference sources on the topic of the article paper and on its basis the topic urgency had been confirmed.
2. Algorithim development of the complex scientific research, selection of the necessary laboratory equipment for coating deposition and tribotechnical research.
3. Preparation of the coating batch mixture, manufacture of the specimens and deposition of the coating.
4. Research of the coating structure and its description.

Research methodology

For study of interactions between properties of coatings with their phase composition and structure, and also an external factors influence the choice of research methods has the great importance. The receiving of reliable results of research in this work is provided with the use of modern equipment and devices, approved methodologies, necessary productivity of experiments, by careful treatment of specimens before and after the experiment, strict adherence of order of experiment carrying out.

For receiving a charge of carbide silica ceramics with aluminum oxide admixtures, the starting powders were used: silicon carbide grade 64C (ГОСТ 26 327-84) with an average size of 45-55 μm, aluminum oxide (TY 6-09-03-350-73) with particles of average size 45 -50 microns.

The chemical composition of the starting powders is given in Table 1.

Table 1

Results of analysis of initial powders in masses. %

Powder name	Al	Si	Mg	Fe	Ni	Cr	Ti	Ca	Zr	Ag	Cu
SiC	10 ⁻³	major.	10 ⁻⁴	10 ⁻³	-	-	-	10 ⁻⁴	-	-	-
Al ₂ O ₃	major.	-	10 ⁻³	>0,1	>1	0,01	-	-	-	10 ⁻⁴	10 ⁻³

An integral operation for the formation of composite materials from the initial powders is their mutual mixing and grinding.

To obtain a SiC-based ceramic charge with Al₂O₃ admixture, the powder components in the appropriate proportions were mixed with simultaneous grinding for 5 hours in the laboratory planetary mill Sand-1 in an alcohol medium.

In this case, the rotational speed was 648 rpm, the drum rotation frequency was 1620 rpm. To prepare the charge, laminated aluminum oxide and steel drums of 340 cm³ and steel grinding media from steel of IIX15 with a diameter of 10-15 mm and SiC-Al₂O₃ ceramics grinding media were used.

The ratio of the mass of the charge to the mass of grinding media is 1: 3. After grinding, the charge was dried and sifted. The granulometric composition of the resulting mixtures after milling was determined in aqueous media on a laser microanalyzer "SK Lazer Micron Sizer PRO 7000"

Coatings in the work was applied by the detonation method on the installation described below. The "Dnepr-3M" (table. 2.) detonation-gas installation is intended for coating metal powders, hard alloys, ceramics and composite materials on the surfaces of machine parts, devices, apparatuses and tools during their manufacture, as well as reconditioning.

According to their purpose, coatings can be wear-resistant, frictional, antifriction, corrosion-resistant, heat-resistant, electrically conductive, electrical insulating, etc.

Table 2

Technical data and specifications

#	Specification	Value
1.	Working gases	oxygen, acetylene, nitrogen, compressed air.
2.	Pressure of working gases, MPa	
	- oxygen	0,2
	- acetylene	0,14
	- nitrogen	0,4
	- air	0,4
3.	The consumption of working gases per shot, m ³	
	- oxygen	27*10 ⁻⁵
	- acetylene	23*10 ⁻⁵
	- nitrogen	5*10 ⁻⁴
	- air	5*10 ⁻⁴
4.	Powder consumption per shot, m ³	1.5 * 10 ⁻⁸
5.	Water consumption, m ² /s	3 * 10 ⁻⁵
6.	Frequency of fire, Hz	1-10
7.	The diameter of the booster section of the barrel, m	0,022
8.	Coating thickness per shot, microns	5-20
9.	Productivity at a coating thickness of 10 microns, m ³ /h	0.8-3.5
10.	Installation	remote control
11.	Overall dimensions, m	
	- a gun	1,8*0,6*1,1
	- gas remote	1.8*0.63*0.61
	- control panel	0.5*0.3*0.22
12.	Mains supply:	
	- frequency, Hz	50-60
	- voltage, V	220
	- power consumption, VA	200
13.	Sound pressure level, dB (A)	140
14.	Relative humidity of air,%	40-75

For getting such compositions the following conditions have been determined. Working gas is a mixture of C₂H₂-O₂. Consumption of C₂H₂ is 30 points, O₂ is 70 points. Powder supply is 30 points. Blowing the barrel at the end of the cycle is air. Scavange gas is air. Shots speed is 4 shots per second. The diameter of the spot is 22

mm. Spraying distance is 170 mm. For research of the effect of a constant magnetic field a cylindrical solenoid at the output has been used, which provided the magnetic field strength $H = 150 \text{ A/m}$. For deposition of nanoparticles of the coating the reverse magnetic field had been applied during the shots (fig. 1.).

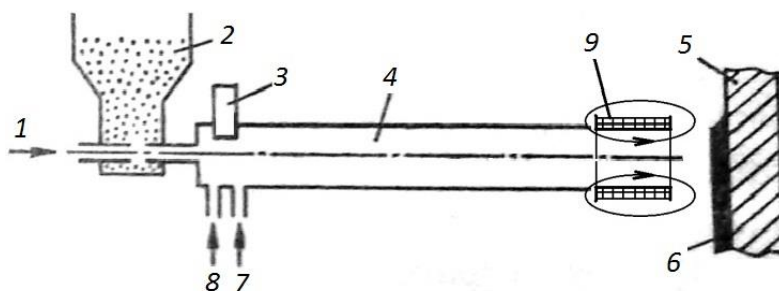


Fig. 1. Magnet modified detonation installation simplified diagram:

1 – carrying gas; 2 – charge bin; 3 – spark plug; 4 – gun tube of plant; 5 – substrate (specimen); 6 – coating; 7 – flushing gas between shots; 8 – combustible gas; 9 – solenoid coil (direct polarity when it is toward substrate, reverse polarity when it is backward from substrate.).

For research of structure and phase composition of the structure and phase storage of ceramic on the basis ($\text{SiC-Al}_2\text{O}_3$), and also their friction surfaces was conducted by metallography, X-ray-phase (RPA) and micro X-ray spectral (MRSa) analyses. The metallography analysis of the investigated materials was carried out on the optical microscopes МИМ-8 and «НЕОФОТ».

Radio-phase analysis of specimens was executed on the X-ray diffractometers ДРОН-2.0 (see fig. 2.5.1.) in $\text{Cu}_{K\alpha}$ -radiation. Micro X-ray spectral analysis and receiving of electronic images of surfaces was conducted on electron microscope РЭМ-106И

Research results and discussion

Composite coatings SIAL-M32 ($\text{SiC-Al}_2\text{O}_3 - 32$ hours milling) has a high wear resistance in a compact form due to the formation of films of complex oxide systems SiO_2 , Al_2O_3 on the surface of the friction, which, as a result of the dissolution of iron oxide, form secondary structures. In the process of grinding in the steel vessels, steel milling bodies in the batch mixture form pieces of iron, which have a size from 250-400 nm (fig. 2.). Large particles can be easily removed by magnetic clean. Nanoscale particles cannot be removed from the charge with magnetic clean. Particles of this size are evenly distributed in the batch mixture without bundle and segregation, and their size is not sufficient to absorb larger particles of silicon carbide during the formation of silicides. The presence in the batch mixture of particles of iron millings should intensify the process of coating deposition using the magnetic field flux (double sided).




Fig. 2. SEM image of $\text{SiC-Al}_2\text{O}_3$ composite powders after mixing and grinding in steel vessels by steel milling bodies for 32 hours; a – 4000 zoom; b – 10,000 zoom. (250-400 nm particles are detected).

In order to investigate the formation of a grinding of iron in the process of grinding of the components of $\text{SiC-Al}_2\text{O}_3$ batch mixture, the kinetics of the change in the content of particles of iron millings was determined experimentally, depending on the duration of grinding. As a result of the grinding of $\text{SiC-Al}_2\text{O}_3$ batch mixture powders with varying the duration of process, the following regularities were established (table 3.).




Fig. 4. SEM image of nanoscaled coating of different zoom of the same area: a) 550; b) 1000; c) 2000; d) 4000; e) 8000; f) 20000

While milling the silicon carbide the nanosized particles can be obtained [4]. During the milling the metal particles are acquired in the batch mixture and they are affecting crucially on the coating formation in the magnetic fields. In particular, applying the magnetic field the microsized coatings are acquired and well investigated [9]. This coating is acquired by the technique described in paper [9,10] on the direct flux (from S to N) of the magnetic field, merely, enspending the metal particles to the substrate. Changing the polarity of the magnetic flux (from N to S) permanent magnet coil the microscopic particles are retained in the detonation shots stream and only nanosized particles of the batch mixture are reaching to the surface and depositing there (fig. 4. and 5.).




Fig. 5. SEM-images of the Top Raw View of the Nanoscaled Detonation Coatings of SiC on the Specimens of Steel 45 for Rolling-Sliding Friction: a) 20 000 zoom; b) 40 000 zoom

The scanning electronic image (SEM) is supplied on the fig 5. Within the 20 000 electronoc zoon (fig. 5. a) the sirface of the coating appeared to be very rough and containing the nanosized particles. Within the 40 000 electronoc zoon (fig. 5. b) the particles of 70,9, 115,2, 76,5, 54,0, 50,5, 65,6, 82,9 and 73,0 nanometers are acquired.

The content of the nanoparticles is about 85% of SiC, 10% of Al₂O₃ and 5% of Fe₂C. No metallic particles were detected in the coating content. Coating thickness was about 50-60 micrometers.

Conclusions

Using the gas detonation deposition from the batch mixture which contains the silicon carbide and aluminium oxide particles, which have a size from 250-400 with the steel millings, on the direct polarity the fine grained microstructure is acquired and on the reverse polarity the nanostructure the particles of 70,9, 115,2, 76,5, 54,0, 50,5, 65,6, 82,9 and 73,0 nanometers had been acquired.

References

1. Гадзыра Н. Ф., Давыдчук Н. К., Гнесин Г. Г. Структурообразование композиционной керамики на основе сверхстехиометрического карбида кремния при свободном спекании и горячем прессовании. Порошковая металлургия. 2009. № 5/6. С. 81–87.
2. Gadzira M., Gnesin G., Mykhaylyk O. et al. Synthesis and Structural peculiarities of Nonstoichiometric \square -SiC. Diamonds and Related Materials. 1998. N 7. P. 1466–1470.
3. Орданьян С. С., Арцутанов Н. Ю., Чупов В. Д. Активированное спекание керамики на основе SiC и ее механические свойства. Огнеупоры и техническая керамика. 2000. № 11. С. 8-11.
4. Уваров В. И., Боровинская И. П., Закоржевский В. В., Малеванная И. Г. Градиентные нанопористые структуры на основе карбида кремния и нитрида бора в процессах самораспространяющегося высокотемпературного синтеза. Порошковая металлургия. 2010. № 7/8. С. 122–125.
5. Швец В. А., Лавренко В. А., Субботин В. И. и др. Особенности анодного окисления композитов системы SiC–TiB₂–B₄C в 3–%–ном растворе NaCl Порошковая металлургия. 2010. № 11/12. С. 107–113.
6. Grigoriev O. N., Subbotin V. I., Kovalchuk V. N. Structure and properties of SiC-TiB₂ ceramics. Journal of Materials Processing and Manufacturing Science. 1998. Vol. 7, N 1. P. 99-110.
7. Grigoriev O. N., Subbotin V. I., Gogotsi Yu. G. et al. Development and properties of SiC-B₄C-MeB₂ ceramics. Journal of Materials Processing and Manufacturing Science. 2000. N 5/6. P. 29-42.
8. Майстренко А. Л., Кулич В. Г., Ткач В. Н. Формирование высокоплотной структуры самосвязанного карбида кремния. Сверхтвердые материалы. 2009. № 1. С. 18-35.
9. Young-Keun JEONG, Koichi NIIHARA Microstructure and properties of alumina-silicon carbide nanocomposites fabricated by pressureless sintering and post hot-isostatic pressing. Trans. Nonferrous Met. Soc. China 21(2011) s1–s6.
10. G. Zhu, X.P. Zou, J. Cheng, M. F. Wang, Y. Su Synthesis and Characterization of SiO₂ and SiC micro/nanostructures. Archives of metallurgy and materials. Volume 53. 2008 Issue 3. P 727-734.
11. П.А. Александров, Н.Е. Белова, К.Д. Демаков, Л.М. Иванова, Ю.Ю. Кузнецов, Н.В. Степанов, С.Г. Шемардов Получение и структурные исследования нанокompозита на основе C—SiC. Вопросы атомной науки и техники. Сер. Термоядерный синтез, 2007, вып. 1, с. 68—75.
12. К. Н. Филонов, В. Н. Курлов, Н. В. Классен, Е. А. Кудренко, Э. А. Штейнман Особенности свойств наноструктурированных карбидокремниевых пленок и покрытий, полученных новым способом. Известия РАН. Серия физическая, 2009, том 73, № 10, с. 1457–1459.
13. A. P. Umanskii, A. G. Dovgal², V. I. Subbotin, I. I. Timofeeva, T. V. Mosina and E. N. Polyarys Effect of grinding time on the structure and wear resistance of SiC–Al₂O₃ceramics // Powder Metallurgy and Metal Ceramics, Vol. 52, Nos. 3-4, July, 2013- pp. 189-196.
14. A. Dovgal, L. Pryimak, I. Trofimov A Modified Method of Applying Detonation-Sprayed Composite Coatings by a Magnetic Field.// Eastern-European Journal of Enterprise Technologies.– Volume 6/5 (84). – 2016. – P. 33-38.
15. L. Pryimak, A. Dovgal, Ye. Puhachevska Analysis of Structure and Tribotechnical Properties of Plasma Carbide-Silicon Coatings Under Conditions of Elevated Temperatures // Eastern-European Journal of Enterprise Technologies. – Volume 1/5 (85). – 2017. – P. 46-53.

Довгаль А.Г., Приймак Л.Б. Дослідження структури нанорозмірних карбідокремнієвих покриттів триботехнічного призначення

Представлене дослідження пов'язане з розробкою зносостійких покриттів. Світовий досвід підвищення зносостійкості накопичив велику кількість статистичного матеріалу відмов деталей через зношування. Тому питання дослідження та покращення зносостійких властивостей деталей машин є одним із пріоритетних компонентів при розгляді напрямків забезпечення надійності експлуатації транспортних засобів та вузлів тертя. Покриття із SiC були нанесені на середньовуглецеву сталь детонаційним напленням. Було встановлено, що воно дуже чутливе до режимів нанесення покриттів та були виявлені різні фізичні та хімічні явища. Структура отриманих покриттів була вивчена методами електронної мікроскопії. Отримані покриття були розроблені для подальших триботехнічних випробувань на машинах тертя, що моделюють процеси тертя, що мають місце у парах корінних та шатунних шийок двигунів внутрішнього згорання. Покриття мають також і коррозійно захисні властивості. Було випробувано новий магнітно модифікований метод детонаційного наплення нанорозмірних покриттів на середньовуглецеву сталь. Було визначено оптимальні режими магнітномодифікованого нанесення покриттів для карбідокремнієвої шихти стосовно структури

Ключові слова: знос, зносостійкість, покриття, адгезія, нанорозмірне покриття, детонаційне нанесення покриттів