

A CONTRIBUTION TO THE STUDY OF THE
COLEOPTERA FROM THE KALAHARI GEMSBOK
NATIONAL PARK (SCARABAEIDAE,
BUPRESTIDAE, CERAMBYCIDAE): I

by M. C. FERREIRA, F.R.E.S. (Lourenço Marques)

from material collected by Dr. G. van Son (Transvaal Museum) at Twee Rivieren
(Cape Province); 11-20th February, 1958, unless otherwise stated.

Fam. SCARABAEIDAE

Tribe SCARABAEINI

Genus SCARABAEUS LINNAEUS

LINNAEUS, 1758, Syst. Nat., ed. X: 345.

1—*Scarabaeus azureus* FERREIRA

FERREIRA, 1952, Bol. Soc. Estud. Moçambique, 22 (75): 20, pl. 2:1-4.

Material: 34 sp., sex not det.

Distribution: South West Africa (Oshikango); Cape Province (Twee Rivieren).

2—*Scarabaeus flavicornis* (BOHEMAN)

BOHEMAN, 1860, Öfvers Vetensk. Akad. Förh. Stockh., 17:107 (*Ateuchus*).

Material: 12 sp., sex not det.

Distribution: Orange Free State (Bothaville); South West Africa (Damaraland: Swakopmund, Windhoek; Ovamboland: Nossob); Cape Province (Obobogorap, Twee Rivieren).

3—*Scarabaeus galenus* (WESTWOOD)

WESTWOOD, 1847, Trans. Ent. Soc. Lond., 4:226, pl. 17:1.

Material: 1 ♂.

Distribution: Cape Province (Burghersdorp, Twee Rivieren, Kimberley, Prieska, Cradock); Bechuanaland (Kuke Pan); Moçambique (Ponta do ouro, Lourenço Marques, Rikatla, Beira, Manica); Southern Rhodesia (Salisbury); Tanganyika (Peramiho).

4—*Scarabaeus parvulus* (BOHEMAN)

BOHEMAN, 1860, Öfvers, Vetensk. Akad. Förh., Stockh., 17:108 (*Ateuchus*).

Material: 14 sp., sex not det.

Distribution: Cape Province (Calvinia, Mata-Mata, Twee Rivieren); South West Africa (Swakopmund).

Genus *DREPANOPODUS* JANSSENS

JANSSENS, 1940, Mém. Mus. Royal Hist. nat. Belg., 2 série, (16):73.

5—*Drepanopodus costatus* (WIEDEMANN)

WIEDEMANN, 1823, Zool. Mag., 2:21 (*Ateuchus*).

Material: 4 ♂.

Distribution: Orange Free State (Bothaville); Cape Province (Twee Rivieren).

Genus *PACHYLOMERA* KIRBY

KIRBY, 1828, Zool. Journ., 3:520.

6—*Pachylomera femoralis* KIRBY

KIRBY, 1828, Zool. Journ., 3:520.

Material: Twee Rivieren (1 ♂); Mata-Mata (1 ♂).

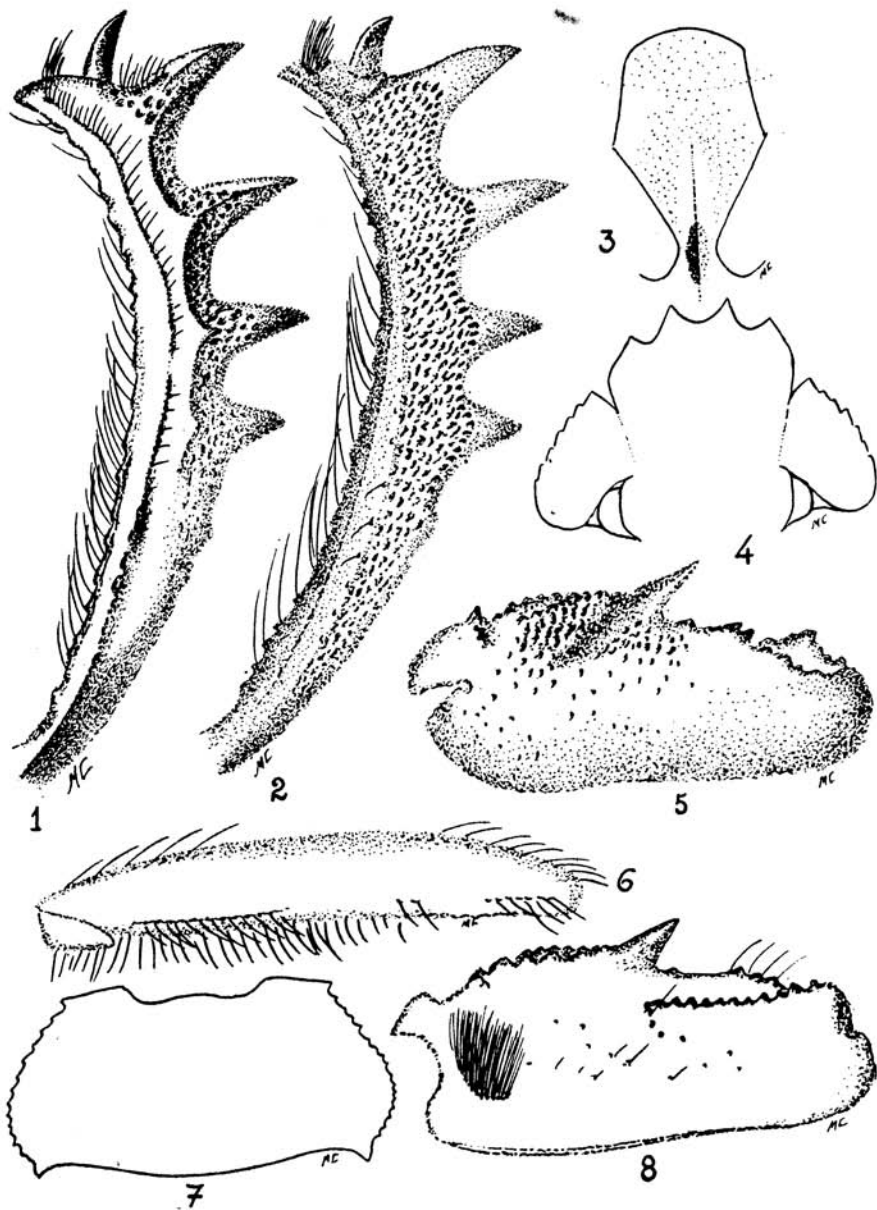
Distribution: Transvaal (Rustenburg, Lydenburg, Louis Trichardt, Christiana); Bechuanaland (Palapye); Cape Province (Twee Rivieren, Mata-Mata); South West Africa (Kuringkuru, Waterberg); Southern Rhodesia (Victoria Falls); Belgian Congo; Angola (Kувелай); Moçambique (Lourenço Marques, Port Henrique, Bela Vista, Zitundo); Tanganyika (Usambara, Tanga, Dschaggaland, Dar-es-Salaam, Bagamoyo).

7—*Pachylomera opaca* LANSBERGE
(Figs. 1-17)

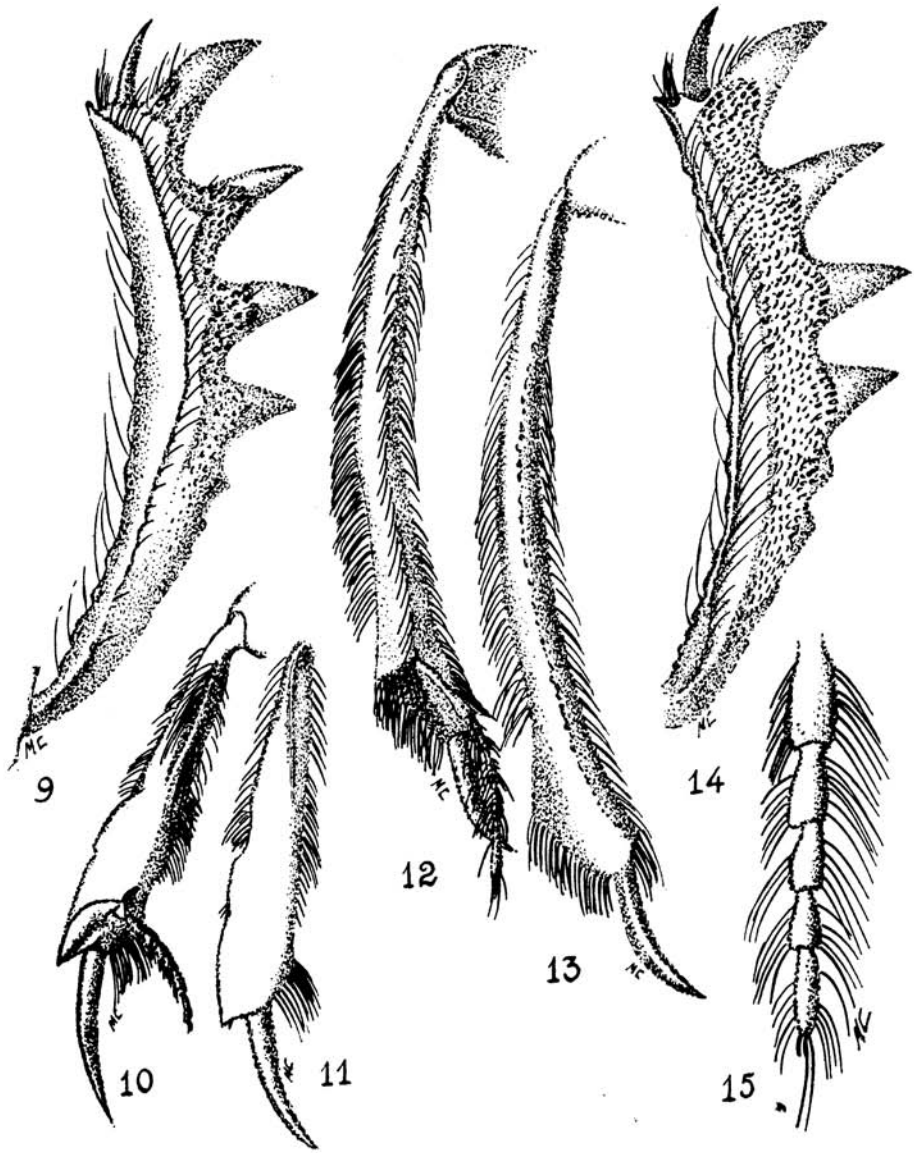
LANSBERGE, 1874, Col. Hefte: 12:4.

Material: Twee Rivieren (1 ♀); Mata-Mata (1 ♂).

Distribution: Bechuanaland (N'Gami); Cape Province (Twee Rivieren, Mata-Mata).



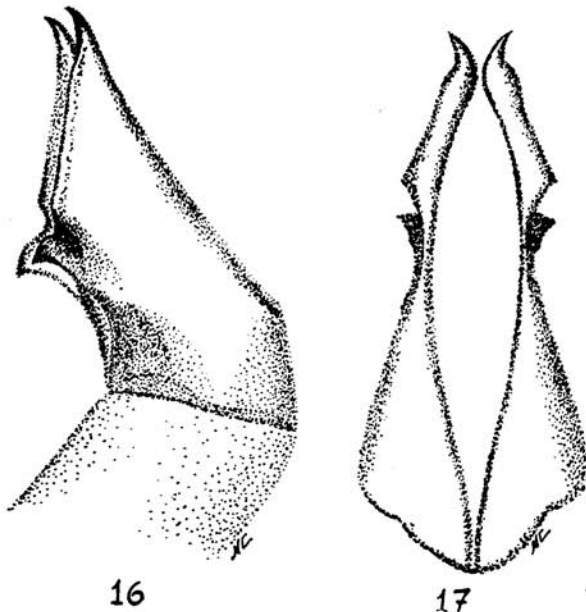
Pachylomera opaca LANSBERGE (σ): Fig. 1—Anterior tibia (dorsal view); 2—anterior tibia (ventral view); 3—metasternum; 4—head; 5—anterior femur (ventral view); 6—intermediate femur; 7—pronotum; 8—anterior femur (dorsal view).



Pachylomera opaca LANSBERGE (♀): Fig. 9—anterior tibia (dorsal view); 10—intermediate tibia (dorsal view); 11—intermediate tibia (ventral view); 12—hind tibia (dorsal view); 13—hind tibia (ventral view); 14—anterior tibia (ventral view); 15—hind tarsus.

Description: Black and a little shining. Pubescence black. Antennae dark brown with the club black.

Male: Head: epistoma and frons with fine reticulate wrinkles; vertex granulose; genae having the outer margin dentate, with granules and the surface near the outer margin wrinkled; clypeus 4—dentate; last segment of the maxillary palpi deeply grooved. Pronotum large, sub-trapezoidal and a little convex; anterior angles sharp; the greatest width is at the posterior third; hind angles sharp and divergent backwards; lateral margin crenulate; surface finely shagreened with some fine punctures which resemble granules. Elytra nearly plane, slightly curved outwards, striate and shagreened; at base, the outer carina is slightly dentate. Metasternum with a longitudinal groove on the middle, with a long fovea between the mesocoxae and a round one behind it; the upper part above the anterior fovea is convex and has fine setigerous punctures. Abdominal sternites shagreened. Pygidium marginate and aciculate. Anterior coxae with setigerous punctures and anterior strong teeth and small tubercles on the apical part. Anterior femora strong, with the upper margin irregularly dentate and a very big tooth directed outwards. Intermediate and hind femora thin, with a punctate and setigerous carina parallel to the hind margin of the ventral surface. Outer margin of the anterior tibia 4—dentate and with a vestigial tooth below the first tooth; inner margin



Pachylomera opaca LANSBERGE (♂): Fig. 16—genitalia (lateral view); 17—genitalia (anterior view).

curved and crenulate and with a very strong tooth at apex; spur large and outwardly curved. Intermediate tibiae short and plane, with a carina on the dorsal face. Hind tibiae slender and long. Length 35 mm.

Female: The specimen examined is 22, 5 mm. in length. It differs from the male because of the anterior tibiae and the anterior femora, the tibiae being less curved than in the male and unarmed at apex; the spur is longer and slightly curved outwards; the femora are less strong and the teeth are smaller.

Genus *NEATEUCHUS* GILLET

GILLET, 1911, Ann. Soc. Ent. Belg., 55:309.

8—*Neateuchus proboscideos* (GUÉRIN)

GUÉRIN, 1884, Icon. Règn. Anim., Ins. : 73 (*Ateuchus*).

Material: 2 ♂♂, 6 ♀♀.

Distribution: Cape Province (Clanwilliam, Upington, Obobogorap, Twee Rivieren, Holgat, Toeslaan); Bechuanaland (Gomodimo, Kuke Pan); South West Africa (between Rooi Lepel and Daberas dunes).

Tribe GYMNOPLEURINI

Genus *GYMNOPLEURUS* ILLIGER

ILLIGER, 1803, Mag. Ins., 2:199.

9—*Gymnopleurus asperrimus* FELSCHE
(Figs. 18-23)

FELSCHE, 1909, Deutsche Ent. Zeitschr. : 751.

Material: 12 sp., sex not det.

Distribution: South West Africa (Hoas); Cape Province (Twee Rivieren, Prieska).

Tribe COPRINI

Genus *METACATHARSIVUS* PAULIAN

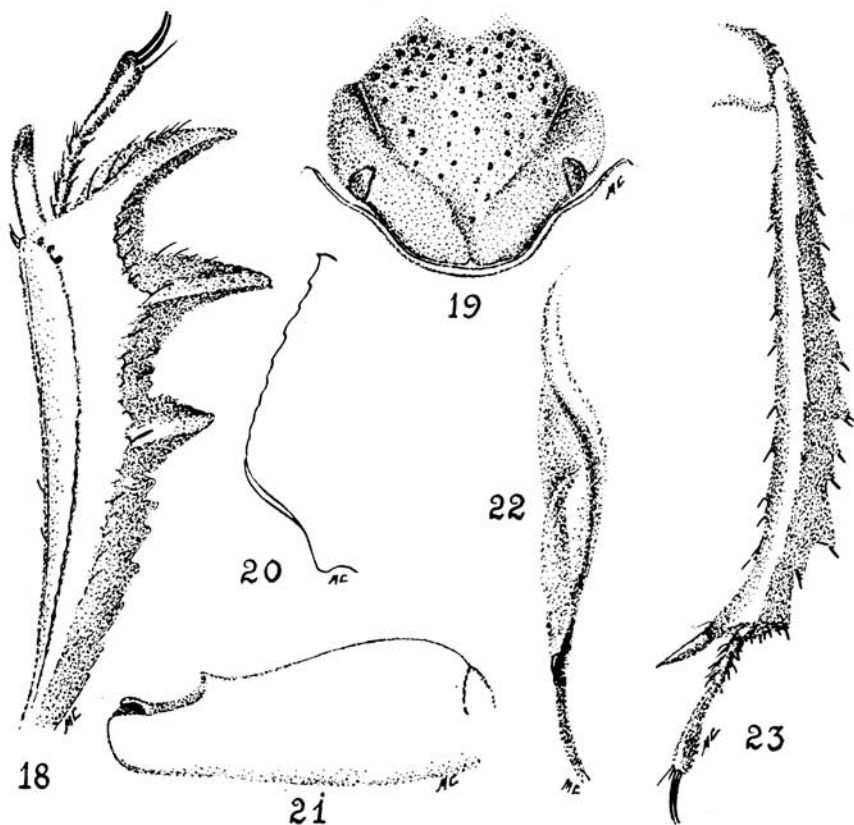
PAULIAN, 1939, Rev. franc. Ent., 6:13.

10—*Metacatharsivus exiguus* (BOHEMAN)

BOHEMAN, 1860, Öfvers, Vetensk. Akad. Förh. Stockh. 17:111.

Material: Twee Rivieren 20 sp., sex not det.; Vanzylsrus, 1 sp., sex not det.; Mangeti-forest, between Tsumkwe and Chassies, 2 sp., sex not det.

Distribution: Cape Province (Twee Rivieren, Kimberley, Vryburg, Kuruman, Vanzylsrus); South West Africa (Mangeti-forest, between Tsumkwe and Chassies, Narugas); Transvaal (Waterberg, Leydsdorp, Pietersburg); Southern Rhodesia (Salisbury, Plumtree, Bulawayo); Moçambique (Lourenç Marçues).



Gymnopleurus asperrimus FELSCH: Fig. 18—anterior tibia (dorsal view); 19—head; 20—lateral margin of the pronotum; 21—anterior femur; 22—sternites (dorsal view); 23—hind tibia.

11—*Metacatharsius latifrons* (HAROLD)

HAROLD, 1868, Col. Heft 3:81 (*Copris*).

Material: Twee Rivieren, 13 sp., sex not det.; Gautscha Pan, 1 sp., sex not det.

Distribution: Cape Province (Darling, Graafwater, Beaufort West, Colesberg, Upington, Twee Rivieren, Obobogarap, Kuruman); Bechuanaland (Gautscha Pan); Southern Rhodesia (Salisbury).

Tribe ONTHOPHAGINI

Genus ONTHOPHAGUS LATREILLE

LATREILLE, 1802, Hist. Nat. Crust. Ins., 3:141.

12—*Onthophagus bituberculatus* (OLIVIER)

OLIVIER, 1789, Enc., 1, gen. 3:131, t. 22:197.

Material: 8 sp., sex not det.

Distribution: Senegal (St. Louis, Dialakar, Cayor, Dakar, Kayes); Dahomey; Nigéria (Lagos, Benin, Vieux Calabar); Chad; Ubangi; Gabon; Lower Egypt (Cairo); Nubia; Albert-Nyanza; Eritrea (Bogos, Keren, Adi Ugri); Arabia (Djedda); Cape Province (Twee Rivieren).

13—*Onthophagus flavimargo* D'ORBIGNY
D'ORBIGNY, 1902, Ann. Soc. Ent. Fr. **71**:59.

Material: 7 sp., sex not det.

Distribution: Cape Province (Twee Rivieren, Kimberley); Natal.

14—*Onthophagus gazella* (FABRICIUS)
FABRICIUS, 1787, Mantissa Ins., **2**:377.

Material: 49 sp., sex not det.

Distribution: From Senegal to Cape of Good Hope; Comoros; Madagascar.

15—*Onthophagus semiflavus* (BOHEMAN)
BOHEMAN, 1860, Öfvers. Vetensk. Akad. Förh. Stockh. **17**:113.

Material: 5 sp., sex not det.

Distribution: Angola (Mossâmedes); South West Africa (Swakopmund, Nama-koual); Cape Province (Twee Rivieren).

16—*Onthophagus (Phalops) wittei* HAROLD
HAROLD, 1867, Col. Hefte, **2**:56.

Material: Twee Rivieren, 6 sp., sex not det.; Gemsbokpan, 2 ♂♂, 2 ♀♀.

Distribution: South West Africa (Windhoek, Namakoual); Cape Province (Kimberley, Twee Rivieren, Calvinia); Bechuanaland (N'Gami, Gemsbokpan); Orange Free State.

Fam. BUPRESTIDAE
Tribe JULODINI
Genus JULODIS ESCH.

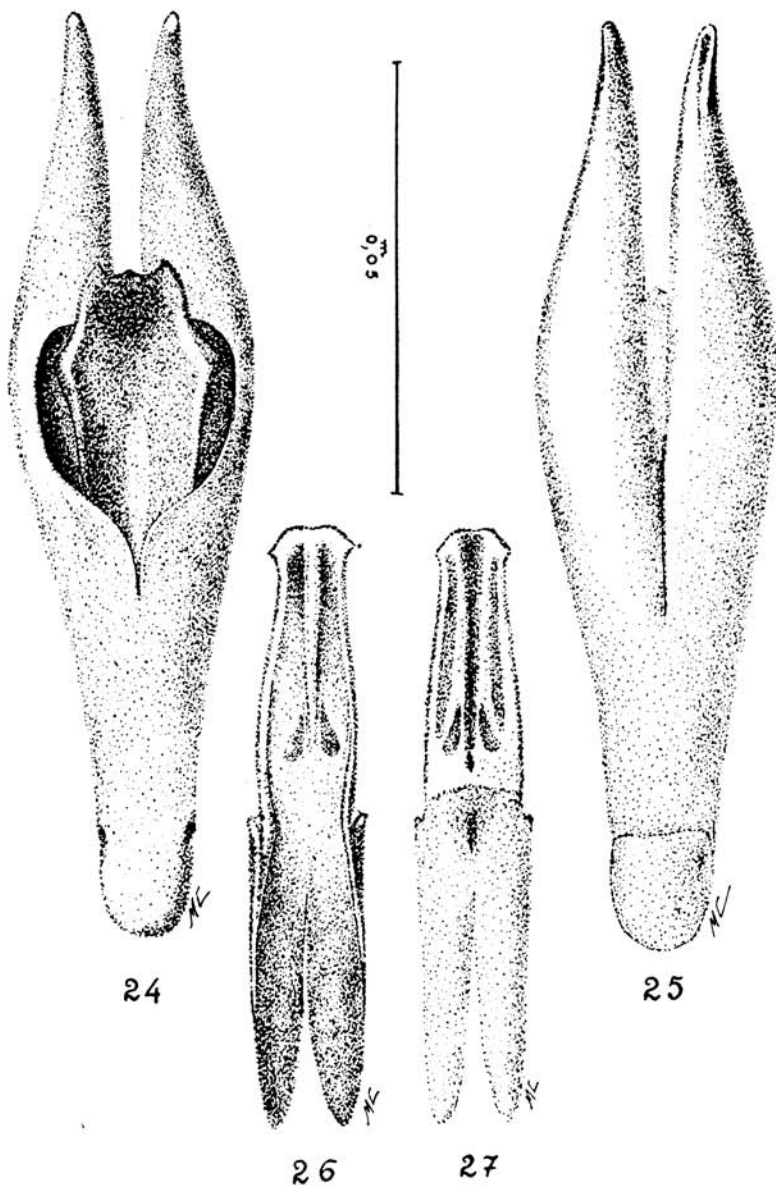
ESCH., 1829, Zool. Atlas, **1**:9.

1—*Julodis anthobia* OBENBERGER
(Figs. 24-27)

OBENBERGER, 1924, Arch. Naturg., **90**, A. (3):29.

Material: 9 ♂♂, 10 ♀♀.

Distribution: South Africa.



Julodis anthobia OBENBERGER: Fig. 24—aedeagus, tegmen (dorsal view); 25—aedeagus, tegmen (ventral view); 26—penis (dorsal view); 27—penis (ventral view).

2—*Julodis humeralis* (GORY)

GORY, 1840, Hist. Nat. et Icon. des Insectes Coléopt., 4:10, t.2, f.7.

Material: 7 ♂♂, 6 ♀♀.

Distribution: Cape Province (Kenhardt, Pofadder, Britstown, Strydenburg, Cape Town, Twee Rivieren); Orange Free State (Sinclair); South West Africa (Keetmanshoop—40 miles W. Keetmanshoop—Kubib, Narubis, 10 miles N. Vioolsdrift, Rehoboth, Kl. Spitskoppe, Reklvakte, Witputs).

Genus *STERNOCERA* ESCH.

ESCH., 1829, Zool. Atlas, 1:18.

3—*Sternocera orissa* (BUQUET)

BUQUET, 1837, Bull. Soc. ent. Fr.: 76.

Material: 1 ♂, 5 ♀♀.

Fam. CERAMBYCIDAE

Tribe CEROPLESINI

Genus *CEROPLESIS* SERVILLE

SERVILLE, 1935, Ann. Soc. ent. Fr., 4:93.

1—*Ceroplesis ferrugator* var. *marginalis* (FAHRAEUS)

FAHRAEUS, 1872, Öfvers Vetensk. Akad. Förh. Stockh., 2:40.

Material: 1 ♂, 6 ♀♀.

Distribution: Orange Free State (Bloemfontein, Glen, Bothaville); Transvaal (Delareyville, Bandolierskop, Zoutpan, Waterberg distr., Elands River, Lydenburg dist., Middelburg, Pienaars River, Groblersdal); Natal (Durban, Manaba, Mfongosi, Umhlali); Cape Province (Vryburg, Windsorton, Beaconsfield, Twee Rivieren); South West Africa (Abachaus, Otjiwarongo, Rietfontein, Outjo, Okahandja, Windhoek, Harios, Narubis, Kalidonia, Gobabis, Karibib, Omaruru, Erongo Monts., Osine, Aus, Asab, Kamanyab); Moçambique (Lourenço Marques, Inhaca, Movene, Maputo, Changanene); Southern Rhodesia (Sebakwe, Enkeldoorn, Hillside); Bechuanaland (Ramoutsa).

ACKNOWLEDGEMENT

The material on which the present work is based was kindly lent to me for study by the Transvaal Museum. For this courtesy I should like to express my thanks to Dr. G. van Son and Dr. C. Koch.