

Hybrid Artificial Bee Colony and Improved Simulated Annealing for the Capacitated Vehicle Routing Problem

Farhanna Mar'i^{a,1,*}, Hafidz Ubaidillah^{a,2}, Wayan Firdaus Mahmudy^{b,3}, Ahmad Afif Supianto^{c,d,4}

^a Informatics Engineering, Faculty of Engineering, University of Muhammadiyah Gresik, Gresik, 61121

^b Faculty of Computer Science, Brawijaya University, Malang, 65145

^c Department of ICT and Natural Sciences, Norwegian University of Science and Technology, Torgarden, 8900

^d Research Center for Data and Information Sciences, National Research and Innovation Agency (BRIN), Jakarta, 10310

¹ farhannamar@umg.ac.id *, ² hafidz21ub@gmail.com, ³ wayanfm@ub.ac.id, ⁴ ahmad.a.supianto@ntnu.no

* corresponding author

ARTICLE INFO

ABSTRACT

Article history:

Received 12 May 2022

Revised 14 November 2022

Accepted 9 December 2022

Published online 30 December 2022

Keywords:

Counted data

Damage Analysis

Herbarium Specimen

NBR

Poisson Regression

Capacitated Vehicle Routing Problem (CVRP) is a type of NP-Hard combinatorial problem that requires a high computational process. In the case of CVRP, there is an additional constraint in the form of a capacity limit owned by the vehicle, so the complexity of the problem from CVRP is to find the optimum route pattern for minimizing travel costs which are also adjusted to customer demand and vehicle capacity for distribution. One method of solving CVRP can be done by implementing a meta-heuristic algorithm. In this research, two meta-heuristic algorithms have been hybridized: Artificial Bee Colony (ABC) with Improved Simulated Annealing (SA). The motivation behind this idea is to complete the excess and the lack of two algorithms when exploring and exploiting the optimal solution. Hybridization is done by running the ABC algorithm, and then the output solution at this stage will be used as an initial solution for the Improved SA method. Parameter testing for both methods has been carried out to produce an optimal solution. In this study, the test was carried out using the CVRP benchmark dataset generated by Augerat (Dataset 1) and the recent CVRP dataset from Uchoa (Dataset 2). The result shows that hybridizing the ABC algorithm and Improved SA could provide a better solution than the basic ABC without hybridization.

This is an open access article under the CC BY-SA license
(<https://creativecommons.org/licenses/by-sa/4.0/>).

I. Introduction

The Vehicle Routing Problem (VRP) is the most important in distribution management operations. VRP is faced by all organizations or companies involved in shipping and logistics. The primary purpose of VRP is to minimize travel costs for each vehicle route that serves customer requests with different location coordinates. Each delivery route will be started and ended by a depot or warehouse, and each customer will only be visited once [1][2]. VRP is one of the topics in optimizing complex combinatorial problems that researchers in computer science most often discuss. VRP solutions have specific objectives and limitations in real applications, making VRP have categories or variants [3]. The variants of VRP include VRP with Time Windows (VRPTW) [4], Multiple Depot VRP (MDVRP) [5], VRP with Backhauls [6], and Capacitated VRP (CVRP) [7].

One of the most popular VRP variants in this study will be discussed, namely the Capacitated Vehicle Routing Problem (CVRP). CVRP is included in the type of NP-Hard combinatorial problem that requires a high computational process [8]. In the case of CVRP, there is an additional constraint in the form of a capacity limit owned by the vehicle, so the complexity of the problem from CVRP is to find the optimum route pattern for minimizing travel costs which are also adjusted to customer demand and vehicle capacity for distribution [7]. One method of solving CVRP can be done by implementing a meta-heuristic algorithm that can be used to solve complex combinatorial optimization problems [9][10]. In recent years, the meta-heuristic algorithm has become a popular method researchers use because of its effectiveness, efficacy, and flexibility [11]. The meta-heuristic algorithm is an optimization technique that uses an iterative approach to produce the best solution by

exploring the local optimum solution [12]. Meta-heuristic algorithms can be used to find the optimum solution with a predetermined time or number of iterations [13].

In previous studies, several types of meta-heuristic algorithms have been carried out to solve CVRP, including Simulated Annealing [7], Genetic Algorithm [8], Particle Swarm Optimization [9], Firefly Algorithm [14], and Artificial Bee Colony [15][16]. Based on these studies, Artificial Bee Colony (ABC) is one of the meta-heuristic algorithms that can produce the best average solution output. Besides, ABC is the most popular variant of swarm intelligence because it is used most widely in optimization research despite ABC being the youngest algorithm compared with other swarm intelligence [17]. ABC is an algorithm inspired by Swarm Intelligence (SI), especially in bees. Bees have intelligence that is used to select food source locations by evaluating quality through a dance movement called the waggle dance. The quality of food sources is assessed from the quality of nectar in flowers (pollen), as well as the distance and direction of the location of the food source to the nest. ABC is not only used to optimize CVRP, but has also succeeded in overcoming other optimization problems such as optimization cost efficiency for sizing and composition of Arctic offshore drilling support fleets [18], multi-objective optimization on scheduling for palletizing task using robotic arm [19], Multi-objective Land-use allocation [20] and other optimization projects [21][22][23].

The main advantages of the ABC algorithm are fewer control parameters than other SI algorithms, which can handle stochastic objective functions, and are easy to hybridize with other algorithms. However, the ABC algorithm also has a drawback and cannot produce an optimal solution because it is trapped in a local optimum solution [24]. Besides that, the performance of the ability to search for a better solution is also poor [25]. So in this study, improvements will be made to the performance of the ABC algorithm by performing a hybridization with other meta-heuristic algorithms. Hybridization is proven to improve the performance of an algorithm, especially for optimization problems. In previous studies, the ABC algorithm has been hybridized with several other meta-heuristic algorithms such as Tabu Search [26], Genetic Algorithm [27], Particle Swarm Optimization [28], Monarchy Butterfly Optimization [29], and Quantum Computing [30]. Those studies show that the hybridization of the ABC algorithm can show significant differences in producing the optimal solution.

In this research, we proposed hybridizing the ABC algorithm and another popular meta-heuristic algorithm, Simulated Annealing (SA). The motivation behind this hybridization is to increase the performance of two meta-heuristic algorithms by utilizing both algorithms' strengths and weaknesses to provide a better solution for solving CVRP. SA is a probability-based meta-heuristic algorithm used to solve combinatorial optimization problems adapted from the cooling process of metals or materials in thermodynamics [31][32][33]. SA is an attractive method for solving optimization problems because of its ability to deal with arbitrary system and functions, which are easy to implement. SA has been used in several optimization problems in different fields such as Statistical Physics [34], Discrete Structures [35], Biotechnology [36], and others [37][38]. However, SA also had a disadvantage: the parameters are difficult to control, especially the Initial Temperature and Annealing rate. Handling the weaknesses of SA can be done by hybridizing, and it is proven that SA is a method with settings that are easy to modify and hybridize with other algorithms. In earlier research, SA also had been hybridizing with Particle Swarm Optimization for solving CVRP [39], Optimizing Assembly sequences with Genetic algorithms, and Melanoma Classification by Neural Networks [32]. In order to maximize the results of hybridization, we will implement a new approach from the SA method that is proven to produce the best solution. There are several modifications of SA to improve its performance, such as using a crossover operator [40], adding two new operators that are folding and reheating [41], and adding a Very Fast Simulated Annealing with two stages of annealing plan [42]. That improvisation had success in increasing the performance of SA. This research will use one of the Improved SA proposed by Yuxin et al. (2018) to prove its performance in solving CVRP.

A test will be carried out on the CVRP benchmark dataset generated by Augerat et al. (1998) to prove the reliability of the hybridization of the two algorithms [43] and the latest CVRP dataset from Uchoa et al. (2016) [44]. Our main contribution: First, we show that hybridizing two different meta-heuristic algorithms could produce the best performance compared with a single meta-heuristic algorithm implementation for solving CVRP. Second, we demonstrated that our proposed algorithm could achieve a minimum distance of CVRP. In addition, we used a novel dataset of CVRP that had high complexity and was close to the original problems. This research is structured into four sections. Section I is about the background and the related research. Section II illustrates the research methods,

and Section III analyzes the implementation algorithm's result with parameter testing. Finally, the main findings and future research direction are outlined in Section IV.

II. Methods

In solving the CVRP problem, the expected solution value is the minimum distance from the entire vehicle trip in one dataset group. Thus, several benchmark datasets of CVRP will be used to test the parameters and algorithms used in this study. As for this research, hybridization was carried out by first finding the best parameters by testing the parameters of the two methods. The best parameters would be used in the hybridization process by running the Artificial Bee Colony (ABC) method first, and the solution's output from the process would be used as an initial solution of the Improved Simulated Annealing (SA) method. The methodology in this research is depicted in [Figure 1](#).

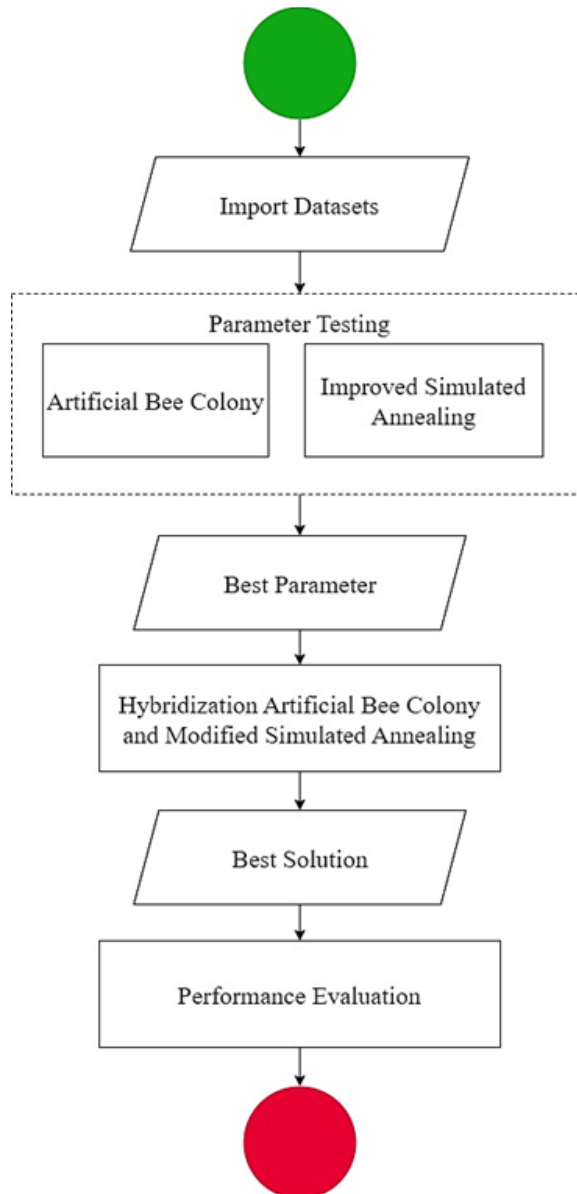


Fig. 1. Research method

A. Datasets

The dataset 1 used in this study is a dataset generated by Augerat [43], shown in [Table 1](#) and the new benchmark dataset on CVRP, Uchoa (Dataset 2) [44] which are shown in [Table 2](#).

Table 1. Dataset 1

No.	Set of Problem	Number of Customer	Number of Vehicle	Capacity
1.	An32k5	32	5	100
2.	An69k9	69	9	100
3.	An80k10	80	10	100
4.	Bn31k5	31	5	100
5.	Bn50k7	50	7	100
6.	Bn78k10	78	10	100
7.	E-n51-k5	51	5	8000
8.	Pn101k4	101	4	400

Table 2. Dataset 2

No.	Set of Problem	Number of Customer	Number of Vehicle	Capacity
1.	Xn200k36	200	36	402
2.	Xn359k29	359	29	68
3.	Xn627k43	627	43	110
4.	Xn876k59	876	59	764

B. Artificial Bee Colony (ABC)

The ABC algorithm is an example of swarm intelligence that tries to adopt some intelligent behavior from animals, especially honey bees when looking for food sources. In a swarm of bees, there are three types of bees: employed bees, onlooker bees, and scout bees [2]. The three types of bees have the same goal when looking for food sources to find the highest quality. The flowchart of the ABC algorithm in this study is depicted in Figure 2. The value of the best-known solution from the dataset used in this study is shown in Table 3. The implementation of the ABC algorithm is described in this pseudocode.

```

1 // Initialization
2 B = The number of Bees
3 I = The number of Iterations
4  $S_t$  = Set of Stages  $\{S_1, S_2, S_3, S_m\}$ 
5 // Find Any solution x of the problem R
6 For i=1 until i=I
7     For j=1 until j=m
8         For b=1 until b=B
9 // Forward Step, Allow bees to fly from the hive and choose B
10 //Partial solutions from the set of partial solutions  $S_j$  at stage  $S_{tj}$ 
11 // Backward Step, Send All bees back to the hive, Allow bees to exchange
12 // the information about the quality of the partial solutions
13     Set j:= j+1
14     If  $r > x$ ,  $x=r$ 
15     Set j:= j+1
16     Set I:= i+1

```

ABC's parameter will be tested to produce the optimum solution, namely the number of populations. So in this study, a solution calculation will be carried out from each dataset with a population of 100 and 1000. The evaluation of the solution is the calculation of the total distance that must be traveled by all vehicles using the euclidean distance formula shown in (1).

$$d_t = \left(\sum \sqrt{(x_i - x_j)^2} + \sum \sqrt{(y_i - y_j)^2} \right) \quad (1)$$

where:

- $x_{i,j}$ = position x customer i, j
- $y_{i,j}$ = position y customer i, j
- d_t = total distance covered by all vehicles

The fitness value is obtained by comparing the distance value obtained from the solution using the distance best-known solution value from each dataset formulated in (2).

$$f = \frac{1}{1+(d_t - bks)} \tag{2}$$

where:

f = fitness value

bks = best-known solution

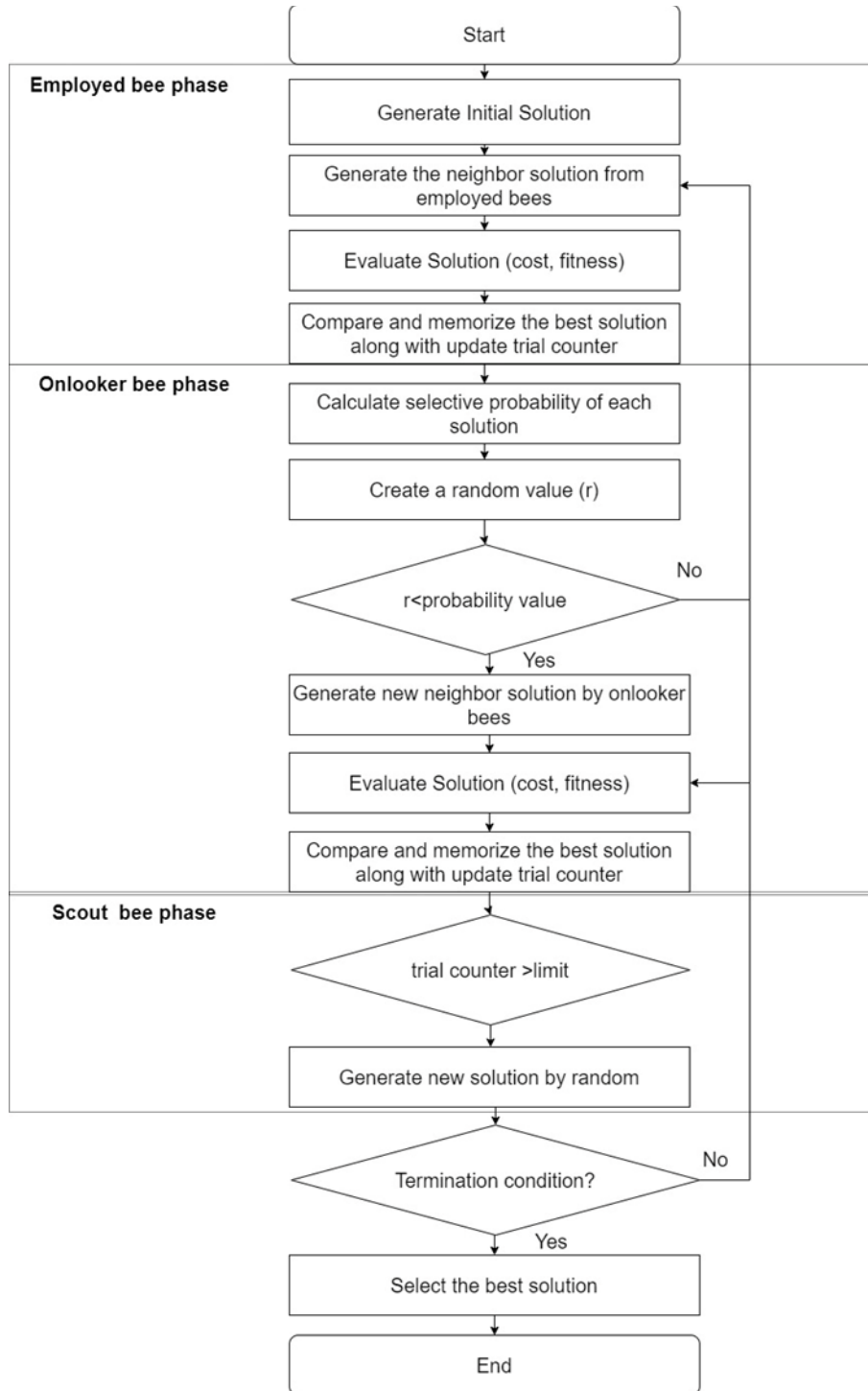


Fig. 2. Artificial Bee Colony (ABC) algorithm

Table 3. The value of the best-known solution from the datasets

No.	Datasets	Bks
1.	an32k5	784
2.	an69k9	1763
3.	an80k10	1174
4.	bn31k5	672
5.	bn50k7	1032
6.	bn78k10	1221
7.	en51k5	521
8.	pn101k4	681
9.	xn200k36	58578
10.	xn359k29	51509
11.	xn627k43	62366
12.	xn876k59	99715

C. Improved Simulated Annealing

After getting a solution with the best fitness in the previous method using the ABC algorithm, the following solution will be searched again using the Improved Simulated Annealing (SA) algorithm. The Improved Simulated Annealing Algorithm that will be carried out in this study is the SA algorithm which has been improved using the Very Fast Simulated Annealing (VFSA) concept, which is applied to CVRP [7]. The annealing plan of the improved simulated annealing method in stage 1 is formulated in (3).

$$T_1(k) = T_0 \exp\left(-ck\frac{1}{N}\right) \quad (3)$$

Initial temperature is (T_0), several iterations are k , then c is the value of the given constant, and N is the number of inversion parameters. If the temperature exceeds the specified T value, step 2 will be carried out with in (4).

$$T_2(k) = T_0 \exp\left(-\alpha\left(j - \frac{k_0}{\beta}\right)^{1/2}\right) \quad (4)$$

The number of iterations in step 1 is k_0 , the temperature rise factor is β . T and β have inversely proportional values; when it is small, the value of T will be more significant. The parameters used in the Improved Simulated algorithm and also those that will be tested in this study include temperature reduction factor value (α), the random value on the opportunity (r), parameter values c and N , and the number of iteration t_{max} .

III. Results and Discussion

In this study, hybridization was carried out by first running the ABC algorithm and followed by Improved SA, but before that, it was necessary to do parameter testing first. The testing parameters on the ABC algorithm will be carried out by testing the number of populations, which are 100 shown in Table 4 and 1000 populations shown in Table 5. The test was carried out several 5 trials and concluded with the minimum, maximum, and average values of the entire experiment.

Table 4. Result of 100 population

Datasets	Min	Max	Avg
An32k5	2128	2300	2231
An69k9	4264	4554	4387
An80k10	5522	5778	5653
Bn31k5	1292	1420	1365
Bn50k7	2878	3016	2370
Bn78k10	4734	5076	4900
En51k5	1770	2022	1908
Pn101k4	3832	4022	3946
Xn200k36	134866	141286	138000
Xn359k29	244534	250950	248529
Xn627k43	405618	412564	409079
Xn876k59	553752	567470	562342

Table 5. Result of 1000 population

Datasets	Min	Max	Avg
An32k5	1984	2168	2098
An69k9	4132	4282	4179
An80k10	5296	5466	5396
Bn31k5	1210	1554	1322
Bn50k7	1166	1298	1227
Bn78k10	3834	4884	4604
En51k5	1702	1842	1810
Pn101k4	3792	3950	3874
Xn200k36	131506	137816	135147
Xn359k29	242058	246610	245205
Xn627k43	399734	403684	402032
Xn876k59	549460	559772	556476

Based on Table 4 and Table 5, when the minimum result is visualized, it will be seen in Figure 3 for dataset 1 and Figure 4 for dataset 2.

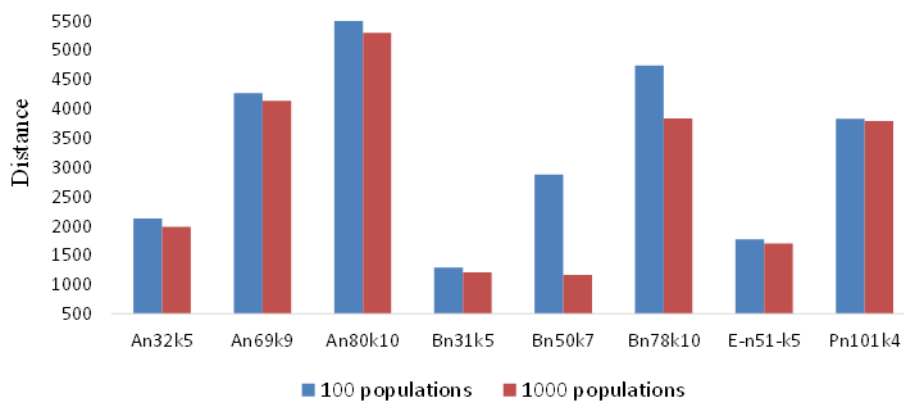


Fig. 3. Result of num of population testing on dataset 1

As visualized in Figure 3, there are different results regarding the number of populations, and it shows that using 100 populations could produce the best distance than 1000 populations. The same thing happened in dataset 2, shown in Figure 4, although there are just slightly different. So, the num of the population used in this research is 100.



Fig. 4. Result of num of population testing on dataset 2

After getting the best parameter for the ABC algorithm, the next step is looking for the best parameter for Improved SA. The temperature reduction factor value is used to reduce the temperature value of the Improved SA method, and this parameter determines the temperature value of the Improved SA method, which will affect the number of iterations. Therefore, the test results of the temperature reduction factor (α) value on the an69k9 dataset are presented in Table 6.

Table 6. Result of temperature reduction factor

α	Min	Max	Avg
0.1	3064	3546	3302
0.2	3038	3392	3182
0.3	2890	3112	3007
0.4	2830	3046	2947
0.5	2376	2966	2726
0.6	2480	2802	2678
0.7	2312	2556	2442
0.8	2230	2738	2416
0.9	2064	2434	2169

Table 6 shows the results of testing the value of the temperature reduction factor on the an69k9 dataset by conducting ten trials. The increase in the value of the reduction factor also affects the increasing computation time. So this study will use the value of the temperature reduction factor as 0.9.

Then, parameters c and N in the annealing plan are other parameters to be tested. In addition, a random value parameter will also be tested ten times, determining whether or not a bad solution is accepted in the SA method, which was previously only generated randomly. The trial results of random values in determining the acceptance of the worse solution are presented against the objective value, and the minimum total distance in the an69k9 Augerat's dataset shows in Table 7.

Table 7. Testing the value of r

r	Min	Max	Avg
0.1	2516	200768	2711
0.2	2610	204512	2757
0.3	2562	203384	2793
0.4	2554	204380	2757
0.5	2562	1999018	2791
0.6	2344	202698	2728
0.7	2632	204198	2747
0.8	2540	202536	2744
0.9	2478	205346	2650

Table 7 shows that the random value on the probability of receiving a solution that produces the most optimal minimum distance is 0.9. Tests for parameters c and N were carried out to determine the optimal values for parameters c and N . In this parameter trial, the experiment will be performed ten times according to the optimal number of trials to get the average value of the total stable minimum distance value. The results of testing parameters c and N are presented in Table 8.

Table 8. Test results parameters c and N

c	N									
	0.1	0.2	0.3	0.4	0.5	0.5	0.6	0.7	0.8	0.9
0.1	2781	2822,6	2891,4	2840,2	2829,4	2829,4	2824,4	2804,2	2819,2	2862,8
0.2	2900,8	2857,8	2799,6	2833,4	2845	2845	2835,8	2765	2767,8	2809,8
0.3	2814,2	2727,6	2736,2	2847,6	2753,4	2753,4	2827,7	2738,4	2913	2841,2
0.4	2784,4	2808	2781	2835,4	2782,4	2782,4	2846,6	2716,4	2800,8	2809
0.5	2848	2765,8	2867,6	2758,2	2791,2	2791,2	2855,2	2774,4	2848,4	2821,2
0.6	2863,4	2897,4	2793,2	2813,2	2779,4	2779,4	2791,8	2771,4	2864	2857,6
0.7	2776,4	2858,4	2828	2900,4	2768,4	2768,4	2793,4	2798,2	2850,8	2864,8
0.8	2778,8	2811,2	2719,4	2736,6	2884,2	2884,2	2755,2	2805,6	2884,8	2775,8
0.9	2860,4	2813,6	2789,4	2796,6	2814,6	2814,6	2823,4	2808	2777	2821

It can be seen in [Table 8](#) parameters c and N that produce the optimal solution; namely, the minimum total distance value of the minimum is 0.4 for parameter c and 0.7 for parameter N . In the trial of the number of iterations (t_{max}), the experiment will be carried out on the an69k9 datasets with the number of iterations being 100, 1000, 10000, 100000, up to 1000000. In [Table 9](#), the results of the solution calculation based on the number of iterations are presented.

Table 9. Test Results Parameters Num of Iteration

t_{max}	Min	Max	Avg	Avg Computation Time (s)
100	4032	4596	4222	0,481
1000	3006	3356	3144	1,460
10000	2076	2388	2205	10,737
100000	1656	1910	1754	106,392
1000000	1630	1690	1619	1103,243

In [Table 9](#), the increasing number of iterations carried out in the implementation of SA on the CVRP problem will result in an average total distance that is increasingly minimal which indicates that the solution is getting better. However, the average computing time is also increasing. When the number of iterations is carried out as much as 1.000.000, it can be observed that the decrease in the average value of the minimum distance is not too significant compared to the average value of the minimum distance obtained from the number of iterations of 100.000, but there is a vast difference in computation time as shown in [Table 9](#) which is 106.392 seconds and 1103.243 seconds. So, it could be concluded that this research would be using 100.000 nums of iterations. After doing some testing of the required parameters, the hybridization of the ABC algorithm and Improved SA will be carried out ten times using the best parameter settings. The results of the hybridization dataset 1 and dataset 2 are shown in [Table 10](#).

Table 10. Result of hybridization

Datasets	Distance			Avg Fitness	Avg Comp. Time (s)
	Min	Max	Avg		
An32k5	1082	1352	1246	0,002	24,6
An69k9	1860	2164	2023	0,004	48,7
An80k10	2788	2888	2833	0,0006	56
Bn31k5	804	874	844	0,005	22,9
Bn50k7	1138	1378	1244	0,005	35,8
Bn78k10	1816	2156	1986	0,001	54,6
En51k5	898	978	944	0,002	34,9
Pn101k4	1156	1446	1274	0,001	62,5
Xn200k36	96358	108048	102063	2,3E05	145,1
Xn359k29	196890	209652	203881	6,5E-06	236
Xn627k43	349086	365972	358497	3,3E-06	407,3
Xn876k59	503928	522220	516263	2,4E-06	566,9

The results of this study, shown in [Table 10](#), will be compared with the results of implementing the ABC algorithm without hybridization to determine whether hybridization can produce a more optimal solution. The result of these comparison visualized in [Figure 5](#) for dataset 1 and [Figure 6](#) for dataset 2.

Based on the result in [Figure 5](#), the comparison on dataset 1 shows that ABCSA could minimize the total distance significantly compared with a single ABC. This result means that SA could reconsider a solution based on the probability with the opportunity-based concept. Because not all the lousy solution found in early iteration always provides poor results. Augerat's datasets used in this research come from a different type of set. So, the proposed method could prove the performance regarding data variation.

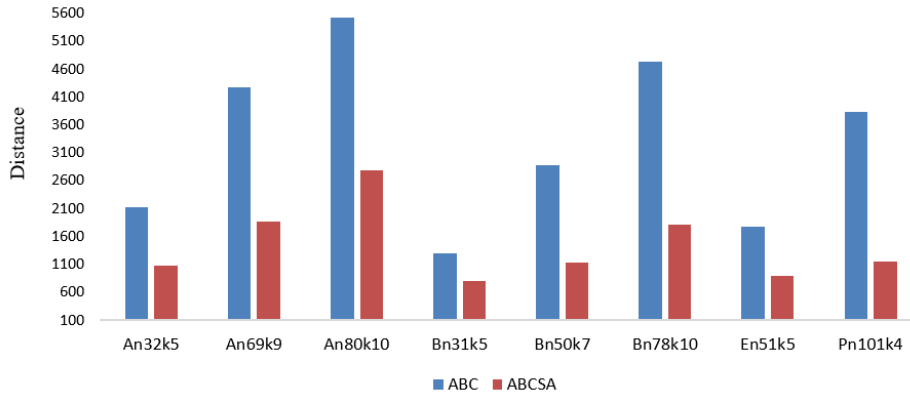


Fig. 5. Result of comparison of dataset 1 on the average distance

Figure 6 the average total distance results from testing the dataset 2 using single ABC and ABCSA hybridization. These results also show that the more complex the dataset used, the less the difference in the average distance results. This happens because, naturally the more complex a problem is, the more difficult it will be for an algorithm to converge [45].

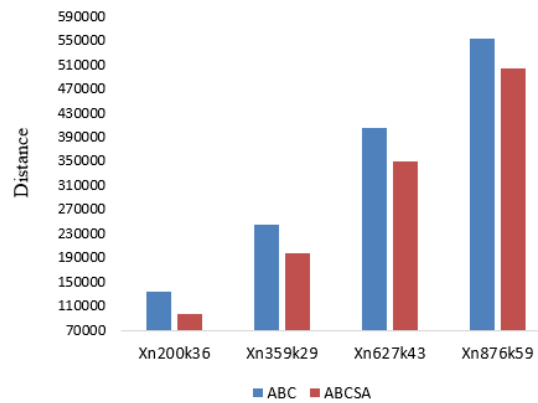


Fig. 6. Result of average distance on dataset 2

Performance evaluation is not only carried out on the difference in distance generated by each algorithm. Performance measurement is also carried out by comparing computation time to show the impact of the hybridization. The result of the computation time is shown in Figure 7 for dataset 1 and Figure 8 for dataset 2.

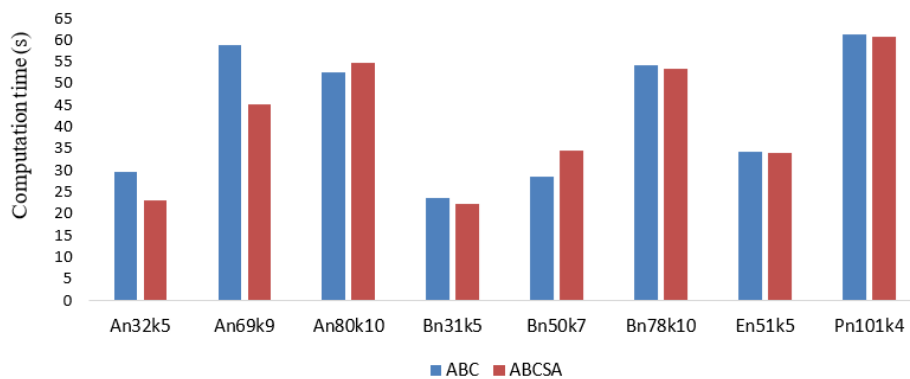


Fig. 7. Result of average distance on dataset 1

Based on the results of a comparison of single ABC and ABCSA hybridization to the average computation time in seconds on dataset 1, there are variations in the difference in the An32k5, An69K9, Bn31k5, En51k5, and Pn101k4 datasets ABCSA hybridization actually results in less computation time than single ABC, and the increase in computation time only occurs in the An80k10 dataset. This is because SA helps ABC to perform local searches so converge faster. Apart from that,

another exciting thing in the Ank69k9 dataset in Figure 7 is that there is a difference of 13.5 seconds to the computation time, even can minimize the resulting distance by 2404. This shows that hybridization minimizes almost 50 % of the total distance of a single ABC.

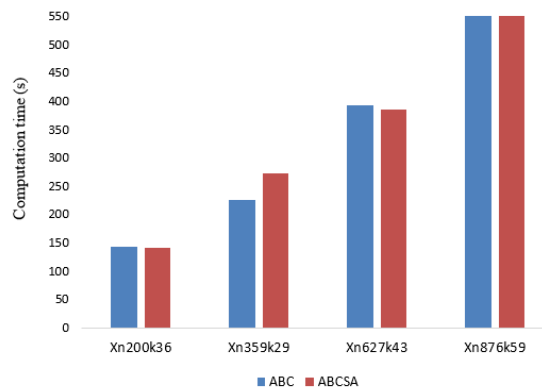


Fig. 8. Result of comparison on dataset 2

As we can see in Figure 8, the difference in computational time between the implementation of the single ABC and ABCSA hybridization on Uchoa's dataset is quite different compared to dataset 1. It can even be seen in the Xn359k9 dataset that the ABCSA hybridization significantly increases the computation time. This is because dataset 2 is highly complex, so ABCSA hybridization also requires a high time. However, comparing it with the distance minimization results obtained on dataset 2, the ABCSA hybridization is superior and minimizes the average distance. For example, in the Xn359k29 dataset, it takes 47 seconds longer, but ABCSA hybridization can minimize the distance to 47644, which means 20% of the result of a single ABC distance.

IV. Conclusion

In this research, two meta-heuristic algorithms have been hybridized, namely, artificial bee colony (ABC) and Improved Simulated Annealing (SA), to solve the Capacitated Vehicle Routing Problem (CVRP) using the default dataset 1 and the latest CVRP dataset 2. The hybridization results show good performance compared to implementing the ABC algorithm without hybridization. Parameter testing of the two algorithms has also been carried out to produce an optimal solution. Based on the results of the study, the hybridization of the two meta-heuristic algorithms can provide more optimal performance in the CVRP optimization problem seen by how the total average distance can be minimized. In addition, the impact is that the computation time is not very significant, and even in some light datasets, it is proven to produce less time. In future research, improvements can be made to the artificial bee colony used with a modification so that hybridization can produce even better performance, besides the hybridization experiment of the meta-heuristic algorithm can be carried out to solve the CVRP case so that it can find out which combination of meta-heuristic algorithms can provide the most optimal solution.

Acknowledgment

We thank the Department of Informatics Engineering University of Muhammadiyah Gresik for supporting this research.

Declarations

Author contribution

All authors contributed equally as the main contributor of this paper. All authors read and approved the final paper.

Funding statement

This research did not receive any specific grant from funding agencies in the public, commercial, or not-for-profit sectors.

Conflict of interest

The authors declare no known conflict of financial interest or personal relationships that could have appeared to influence the work reported in this paper.

Additional information

Reprints and permission information are available at <http://journal2.um.ac.id/index.php/keds>.

Publisher's Note: Department of Electrical Engineering - Universitas Negeri Malang remains neutral with regard to jurisdictional claims and institutional affiliations.

References

- [1] A. Islam, Y. Gajpal, and T. Y. Elmekawy, "Hybrid particle swarm optimization algorithm for solving the clustered vehicle routing problem," *Appl. Soft Comput.*, vol. 110, p. 107655, 2021.
- [2] B. Yao, Q. Yan, M. Zhang, and Y. Yang, "Improved artificial bee colony algorithm for vehicle routing problem with time windows," *PLoS ONE* 12 e0181275, pp. 1–18, 2017.
- [3] D. G. Rossit, D. Vigo, and F. Tohm, "Visual Attractiveness in Routing Problems : a Review," *Comput. Oper. Res.*, vol. 103, pp. 13–34, 2019.
- [4] R. Y. Pratama and W. F. Mahmudy, "Optimization Of Vehicle Routing Problem With Time Window (Vrptw) For Food Product Distribution Using Genetics Algorithm," *J. Inf. Technol. Comput. Sci.*, vol. 2, no. 2, pp. 77–84, 2017.
- [5] K. Leungsubthawee and S. Saranwong, "Multiple Depot Vehicle Routing Problems on Clustering Algorithms," *J. Math.*, pp. 205–216, 2018.
- [6] C. Koc and G. Laporte, "Vehicle Routing with Backhauls : Review and Research Perspectives," *Comput. Oper. Res.*, vol. 91, pp. 79–91, 2018.
- [7] F. Mar'i, W. F. Mahmudy, and P. B. Santoso, "An Improved Simulated Annealing for The Capacitated Vehicle Routing Problem (CVRP)," *J. Ilm. Kursor*, vol. 9, no. 3, pp. 119–128, 2018.
- [8] H. Awad, R. Elshaer, A. Abdelmo, and G. Nawara, "An Effective Genetic Algorithm for Capacitated Vehicle Routing Problem," in *Proceedings of the International Conference on Industrial Engineering and Operations Management*, 2018, pp. 374–384.
- [9] C. Pornsing, "a Particle Swarm Optimization for the vehicle routing problem," University of Rhode Island, 2014.
- [10] A. Rahmi, W. F. Mahmudy, and S. Anam, "A Crossover in Simulated Annealing for Population Initialization of Genetic Algorithm to Optimize the Distribution Cost," *J. Telecommun. Electron. Comput. Eng.*, vol. 9, no. 2–8, pp. 177–182, 2017.
- [11] P. Lu, L. Ye, Y. Zhao, B. Dai, M. Pei, and Y. Tang, "Review of meta-heuristic algorithms for wind power prediction : Methodologies , applications and challenges," *Appl. Energy*, vol. 301, no. April, p. 117446, 2021.
- [12] V. Ganesan et al., "Quantum inspired meta-heuristic approach for optimization of genetic algorithm," *Comput. Electr. Eng.*, vol. 94, no. July, p. 107356, 2021.
- [13] D. Połap and M. Woźniak, "Meta-heuristic as manager in federated learning approaches for image processing purposes," *Appl. Soft Comput.*, vol. 113, p. 107872, 2021.
- [14] A. M. Altabeeb, A. M. Mohsen, and A. Ghallab, "An improved hybrid firefly algorithm for capacitated vehicle routing problem," *Appl. Soft Comput. J.*, vol. 84, p. 105728, 2019.
- [15] W. Y. Szeto, Y. Wu, and S. C. Ho, "An artificial bee colony algorithm for the capacitated vehicle routing problem," *Eur. J. Oper. Res.*, vol. 215, no. 1, pp. 126–135, 2011.
- [16] H. Ding, H. Cheng, and X. Shan, "Modified Artificial Bee Colony Algorithm for the Capacitated Vehicle Routing Problem," in *2nd International Conference on Advances in Management Science and Engineering*, 2018, pp. 197–201.
- [17] B. Akay, D. Karaboga, B. Gorkemli, and E. Kaya, "A survey on the Artificial Bee Colony algorithm variants for binary, integer and mixed integer programming problems," *Appl. Soft Comput.*, vol. 106, p. 107351, 2021.
- [18] A. A. Kondratenko, M. Bergström, M. Suominen, and P. Kujala, "An Artificial Bee Colony optimization-based approach for sizing and composition of Arctic offshore drilling support fleets considering cost- efficiency," *Sh. Technol. Res.*, pp. 1–24, 2022.
- [19] R. Szczepanski, K. Erwinski, M. Tejer, A. Bereit, and T. Tarczewski, "Optimal scheduling for palletizing task using robotic arm and artificial bee colony algorithm," *Eng. Appl. Artif. Intell.*, vol. 113, no. February, p. 104976, 2022.
- [20] L. Yang, A. Zhu, J. Shao, and T. Chi, "A knowledge-informed and pareto-based artificial bee colony optimization algorithm for multi-objective land-use allocation," *ISPRS Int. J. Geo-Information*, vol. 7, no. 2, 2018.
- [21] B. K. Dedeturk and B. Akay, "Spam filtering using a logistic regression model trained by an artificial bee colony algorithm," *Appl. Soft Comput. J.*, vol. 91, p. 106229, 2020.
- [22] Y. Boudouaoui, H. Habbi, C. Ozturk, and D. Karaboga, "Solving differential equations with artificial bee colony programming," *Soft Comput.*, vol. 24, no. 23, pp. 17991–18007, 2020.
- [23] Y. Deng, H. Xu, and J. Wu, "Optimization of blockchain investment portfolio under artificial bee colony algorithm," *J. Comput. Appl. Math.*, vol. 385, p. 113199, 2021.
- [24] Ş. Öztürk, R. Ahmad, and N. Akhtar, "Variants of Artificial Bee Colony Algorithm and its application in Medical Image Processing," *Appl. Soft Comput.*, vol. 97, pp. 1–50, 2020.
- [25] L. Ge and E. Ji, "An improved artificial bee colony algorithm and its application in machine learning," *J. Phys. Conf. Ser.*, vol. 1650, no. 3, 2020.
- [26] F. Ye, D. Zhang, Y. Whar Si, X. Zeng, and T. T. Nguyen, "A hybrid algorithm for a Vehicle Routing Problem with Realistic Constraints," *Inf. Sci. (Ny.)*, vol. 394, no. 95, pp. 167–182, 2017.
- [27] X. Huang, X. Zeng, R. Han, and X. Wang, "An enhanced hybridized artificial bee colony algorithm for optimization problems," *IAES Int. J. Artif. Intell.*, vol. 8, no. 1, pp. 87–94, 2019.
- [28] Y. Wang, "Improving artificial bee colony and particle swarm optimization to solve TSP problem," *Proc. - 2018 Int. Conf. Virtual Real. Intell. Syst. ICVRIS 2018*, pp. 179–182, 2018.
- [29] B. Rambabu, A. V. Reddy, and S. Janakiraman, "Hybrid Artificial Bee Colony and Monarchy Butterfly Optimization Algorithm (HABC-MBOA)-based cluster head selection for WSNs," *J. King Saud Univ. - Comput. Inf. Sci.*, 2019.
- [30] F. Barani and H. Nezamabadi-Pour, "BQIABC: A new Quantum-Inspired Artificial Bee Colony Algorithm for Binary Optimization Problems," *J. AI Data Min.*, vol. 6, no. 1, pp. 133–143, 2018.

- [31] S. Kirkpatrick, C. D. Gelatt, and M. P. Vecch, "Optimization by Simulated Annealing," *Science* (80-.), vol. 220, no. 4598, pp. 671–680, 2007.
- [32] E. J. Kusuma, I. Pantiawati, and S. Handayani, "Melanoma Classification based on Simulated Annealing Optimization Neural Network," *Knowl. Eng. Data Sci.*, vol. 4, no. 2, pp. 97–104, 2021.
- [33] H. Lv, X. Chen, and X. Zeng, "Optimization of micromixer with Cantor fractal baffle based on simulated annealing algorithm," *Chaos, Solitons and Fractals*, vol. 148, p. 111048, 2021.
- [34] J. Adler and E. N. Ribak, "Simulated annealing in application to telescope phasing," *Phys. A Stat. Mech. its Appl.*, vol. 572, p. 125900, 2021.
- [35] X. Liu et al., "Simulated annealing for optimization of graphs and sequences," *Neurocomputing*, vol. 465, pp. 310–324, 2021.
- [36] S. Dhagat and S. E. Jujjavarapu, "Simulated annealing and artificial neural network as optimization tools to enhance yields of bioemulsifier and exopolysaccharides by thermophilic *Brevibacillus borstelensis*," *J. Environ. Chem. Eng.*, vol. 9, no. 4, p. 105499, 2021.
- [37] S. Peng, D. Rippel, M. Becker, and H. Szczerbicka, "Scheduling of offshore wind farm installation using simulated annealing," *IFAC-PapersOnLine*, vol. 54, no. 1, pp. 325–330, 2021.
- [38] G. Çetin and A. Keçebaş, "Optimization of thermodynamic performance with simulated annealing algorithm: A geothermal power plant," *Renew. Energy*, vol. 172, pp. 968–982, 2021.
- [39] F. Mar'i, W. F. Mahmudy, and P. B. Santoso, "Hybrid Particle Swarm Optimization and Simulated Annealing for Capacitated Vehicle Routing Problem," *Proc. 2019 4th Int. Conf. Sustain. Inf. Eng. Technol. SIET 2019*, pp. 66–71, 2019.
- [40] İ. İlhan, "An improved simulated annealing algorithm with crossover operator for capacitated vehicle routing problem," *Swarm Evol. Comput.*, vol. 64, no. March, p. 100911, 2021.
- [41] B. Morales-Castañeda, D. Zaldívar, E. Cuevas, O. Maciel-Castillo, I. Aranguren, and F. Fausto, "An improved Simulated Annealing algorithm based on ancient metallurgy techniques," *Appl. Soft Comput. J.*, vol. 84, p. 105761, 2019.
- [42] T. Yuxin, Y. Hairong, G. Hang, S. Yuying, and L. Gang, "Application of SVR optimized by Modified Simulated Annealing (MSA-SVR) air conditioning load prediction model," *J. Ind. Inf. Integr.*, vol. 15, no. January, pp. 247–251, 2018.
- [43] P. Augerat et al., "Computational Results With a Branch-and-Cut Code for the Capacitated Vehicle Routing Problem," no. May 2014, pp. 1–24, 1995.
- [44] E. Uchoa, D. Pecin, A. Pessoa, M. Poggi, T. Vidal, and A. Subramanian, "New benchmark instances for the Capacitated Vehicle Routing Problem," *Eur. J. Oper. Res.*, vol. 257, no. 3, pp. 845–858, 2017.
- [45] F. Wang, H. Zhang, K. Li, Z. Lin, J. Yang, and X. L. Shen, "A hybrid particle swarm optimization algorithm using adaptive learning strategy," *Inf. Sci. (Ny)*, vol. 436–437, pp. 162–177, 2018.