

Original Article

Chemical Composition and Repellency of *Origanum vulgare* Essential Oil against *Cimex lectularius* under Laboratory Conditions

Mona Shariffard^{1,2}, Ismaeil Alizadeh^{1,2}, *Elham Jahanifard^{1,2}, Changlu Wang³,
Mohammad Ebrahim Azemi⁴

¹Infectious and Tropical Diseases Research Center, Health Research Institute, Ahvaz Jundishapur University of Medical Sciences, Ahvaz, Iran

²Department of Medical Entomology and Vector Control, School of Public Health, Ahvaz Jundishapur University of Medical Sciences, Ahvaz, Iran

³Department of Entomology, Rutgers University, New Brunswick, NJ, USA

⁴Department of Pharmacognosy, Medicinal Plant and Natural Product, Research Center, School of Pharmacy, Jundishapur University of Medical Sciences, Ahvaz, Iran

(Received 16 Sep 2017; accepted 27 June 2018)

Abstract

Background: The common bed bug (*Cimex lectularius*), a nocturnal blood-feeding ectoparasite, is considered an urban pest with public health importance in human environments. We aimed to determine the repellency effect of oregano essential oil, *Origanum vulgare*, against this pest under laboratory conditions.

Methods: The essential oil was prepared from dried leaves using hydro-distillation method. A gas chromatography-mass spectrometer (GC-MS) was used for analysis and identification of oregano essential oil compounds. Treated surface method in Petri dish was carried out to evaluate repellency potential of the oil using 4th and 5th instar nymphs and adults. The concentration-repellency response of oregano essential oil was calculated and compared with a commercial insect repellent stick containing 33% N, N-diethyl-*meta*-toluamide (DEET).

Results: The oregano essential oil consisted of 158 compounds with terpineol (22.85%) and α -terpinene (20.60%) being the major components by volume. The EC₅₀ and EC₉₉ of oregano oil (effective concentrations causing 50% and 90% repellency of bed bugs) were 1.61 and 6.57mg/cm² at 9h after application, respectively. The 40% oregano essential oil exhibited 100% repellency against bed bug at 3, 5, 9 and 24h after application while the repellency index of DEET 33% was 100% at 3 and 5h and it decreased to 80% and 27% at 9 and 24 hours.

Conclusion: Oregano oil 40% exhibited more repellency compared to commercial insect repellent stick containing 33% DEET. Further studies are warranted to confirm the effectiveness of oregano essential oil in personal protecting against bed bug biting.

Keywords: *Cimex lectularius*, Essential oil, *Origanum vulgare*, repellency

Introduction

Bed bug (*Cimex lectularius* Linnaeus), is a nocturnal blood-feeding ectoparasite considered as urban, common and nuisance pest in the recent past (1, 2). This insect affects everyone in different social status and infests everywhere. The case of infestation has been reported from countries including United Kingdom, Denmark, Norway, Italy, Spain, Sweden, Scandinavia, Switzerland, Australia, Brazil,

Iran, Thailand, Malaysia, Singapore, Kuwait, Nigeria and the United States (2–11). The bed bug infestation became rare with the new pest control techniques in North America and Europe a century ago (12), but the United States has significant resurgence as a perfect storm in 2006 (13). The global resurgence of bed bug infestations was related to increased levels of international transport through tourism and

trade, immigration insecticide resistance and possibly increased temperatures (14). Besides pain and itchiness, the problems caused by bed bug infestations include psychological distress with nightmares, insomnia, anxiety, social isolation, and quality of life (15).

Bed bugs hide in protected places such as crevices on beds and other furniture, inside devices, inside walls, floor cracks. This partially explains why they are difficult to detect and control (16). Surface treatment with pyrethroids and other classes of insecticides, physical control, and personal protection are the main recommendations for the control and prevention of bed bugs infestation (1, 17, 18). Application of insecticides poses an immediate risk to human health and the environment especially when insecticides are applied on furniture (17).

Personal protection using repellent compounds on human skin is an effective and in some cases the only practical approach to the control of biting insects. The most common synthetic repellent used on blood-sucking arthropods is N, N-diethyl-*meta*-toluamide (DEET) produced in 1954 (19, 20). Due to reports of allergic and toxic effects especially on children and pregnant women from DEET, it is placed under investigation (21–23). Therefore, finding a safer repellent compound for use on human body surface is necessary. Botanical essential oils are regarded as environmentally friendly products, ecological alternatives and low mammalian toxicity materials (24). However, some plant-based repellents should be used with caution due to their compounds (25).

Essential oils have been introduced as green pesticides and most of them are non-toxic to humans, animals and are safe and friendly to the environment (26). These products are good alternatives to synthetic insecticides and can delay the development of resistance to insect pests (27). Essential oils (EO) are secondary metabolites of plants. They are complex mixtures of volatile organic compounds such as

hydrocarbons and oxygenates (28, 29). Today, many essential oil products have been developed and are effective as repellents or surface spraying compounds on pest of medical important (17, 30). Essential oils have various activities against insect pests, including insecticidal, antifeedant, repellent, oviposition, deterrent and growth regulatory (30, 31). Repellent activity of essential oils is an effective way of controlling biting insects including bed bugs and they can be applied on luggage, fabric materials and furniture in order to reduce bed bug infestation by preventing bed bugs into their home (27).

Oregano oil is considered as an excellent antiseptic and insect repellent. It has some active ingredients such as carvacrol, thymol and α -terpinene reported being highly effective in repelling mosquitoes (32, 33). Moreover, it showed significant repel activity at concentration range of 2.5–30% against *Suppella longipalpa* (34).

The aim of this study was to determine the repellency activity of oregano essential oil (*O. vulgare*) on bed bugs in comparison with DEET against bed bugs (*C. lectularius*).

Materials and Methods

Bed Bugs

The adult and nymph stages of *C. lectularius* were collected from infested homes in Ahvaz City, southern Iran and transferred to the Laboratory of Medical Entomology Department, School of Public Health, Ahvaz, Jundishapur University of Medical Sciences, Ahvaz, Iran. The insects were reared in plastic containers (12cm in height and 6cm in diameter) with folded papers as harborage and kept at 26 ± 1 °C, $50\pm 5\%$ relative humidity (RH), photoperiod of 12:12 (L: D) (17, 27). The colony of *C. lectularius* were fed weekly on rabbits and allowed to suck blood for 10min (2). The bed bugs were starved for 7 d before bioassays.

Chemical compounds

Insect repellent stick (33% DEET) as commercial formulation was purchased from Reyhan Naghsh Jahan Pharmaceutical Cosmetic and Hygienic Company. It is used widely in Iran on blood-sucking insects such as mosquitoes, sand flies, ticks and bed bugs.

Essential oil isolation

Oregano plant (*O. vulgare*) was collected from its natural habitat from Yazd Province, central part of Iran (latitudes 54.20257 and longitudes 32.00315). Collected Oregano specimens were identified by the Department of Pharmacognosy, Ahvaz Jundishapur University of Medical Sciences. Firstly, fresh leaves dried with air, and next 200gr of oregano was mixed with 400ml of distilled water and placed in a 1L flask. In the following the essential oil oregano used in the assay was isolated from dried fresh leaves by the hydrodistillation method using a Clevenger-type apparatus (Model BP, British Pharmacopoeia, Manufacturer Pyrex Fan Company, Iran and mantle model H610 manufacturer Fater Company, Iran) at 90 ± 5 for 5 hours. We extracted 0.9cc pure (about 100%) essential oil of 100gr of dried leaves of *O. vulgare*. Sodium sulfate was used for dehydration. The extracted essential oils were stored at 4 °C in dark glass vials for further experiment (35).

Gas chromatographic-mass spectral analysis

Gas-chromatography-mass spectrometer (GC-MS) was used for the analysis and identification of oregano essential oil compounds (Hewlett-Packard 6890, Agilent Technology, Santa Clara, California, USA). It is equipped with HP-5MS column (30m× 0.25mm× 0.25 μm). The initial temperature used was 40 °C for 1min and was later raised to 220 °C at a rate of 3 °C/min and finally raised to 270 °C for 5min at a rate of 20 °C/min. Other parameters of the GC-MC machine included carrier gas Helium (99/999%), injector temperature (260 °C), detector temperature (FID, 270 °C),

split-less mode, ionization potential of 70eV, scan rate of 1 scan/sec, the scan range of m/z 40–48 was used for all analysis. The essential oil constituents were identified by comparing their retention indices, mass spectra fragmentation with those in a stored Wiley 7n.1 mass computer library and those of National Institute of Standards and Technology (NIST) (36).

Petri dish repellency assay

Oregano essential oil at concentrations of 0.625, 1.25, 2.5, 5, 10, 20 and 40% (V/V) were evaluated against the laboratory-reared bed bugs in plastic Petri dishes and compared with DEET (33%). Moreover, the concentrations were calculated as doses of 0.1, 0.21, 0.43, 0.86, 1.72, 3.45, 6.9mg/cm² for drawing dose-response curve. Plastic Petri dishes of 8cm diameter by 1.5cm height were used in this experiment. Ethanol was used as solvent for essential oil. White filter papers were divided into two equal halves and inserted into the bottom part of the Petri dishes. A piece of folded filter paper was placed in the middle as bed bug harborage (Fig. 1). This part (bed bug harborage) was treated with 0.7ml of essential oil solution using a micro-sampler and the other half was left untreated (27). In the control (negative and positive) plastic Petri dishes group, one half of the filter paper and the harborage were treated with 0.7ml of 96% ethanol or 33% DEET, and the other half was left untreated. Ten-bed bugs (4th and 5th instars, nymphs and adults) for each treatment group were released into the center of each Petri dish (Fig. 1). The number of bed bugs on each side of the Petri dish was recorded at 3, 5, 9, and 24h post treatment by visual inspection. The experiments were replicated four times for any concentrations in oregano essential oil, Ethanol, and 33% DEET. All Petri dishes were kept at 26 ± 2 °C, photoperiod of 12:12 (L: D) and $55\pm 5\%$ relative humidity (RH).

Statistical Analysis

Probit analysis was used to calculate the effective concentration (EC₅₀ and EC₉₉). Repellency indices were calculated using: repellency = $(C-T)/C \times 100$, where C is the mean number of bed bugs located on the treated filter paper in all control plastic Petri dishes, and T is the number of bed bugs located in half part of the treated filter paper at unfixed concentration test in the plastic Petri dishes (27). Repellency indices were compared using analysis of (ANOVA) followed by Dunnett test to distinguish between the treatments. All statistical analyses were performed using SPSS ver. 16 (Chicago, IL, USA).

Results

Yields and chemical constituents of essential oil

The content of essential oil was obtained from 0.8 to 1ml per 100gr of dried leaves and the density of the essential oil was calculated as $d_{EO} = 0.94 \text{ g mL}^{-1}$. Oregano essential oil was found to contain 158 compounds using GC-MS. The most common compounds are shown in Table 1 and Fig. 2. In addition, chemical analysis of essential oil of *O. vulgare* is shown in Fig. 3.

Dose-response of essential oil

The results of dose-response test are showed with the calculation of repelling effective concentration as mg essential oil per cm² (EC₅₀ and EC₉₉) in Table 2. The dose-response data was calculated from repels effective concentration of essential oil in mg per cm² of the surface. The data obtained from 9h exposure time was important because this time represents the typical time period when people are in bed and exposure to common bed bug biting. They were 1.61 and 6.57mg/cm² for EC₅₀ and EC₉₉ at 9h after exposure, respectively with slope (\pm SE) = 0.469 ± 0.073 and Chi-

square (df) = 17.17 and $P < 0.904$. Calculated dose-response curve for Oregano essential oil after 9h is shown in Fig. 4.

Bed bug repellency activity of essential oil

Repellency indices of oregano essential oil and 33% DEET on *C. lectularius* are shown in Table 3. The repellency means are noticeable even in very low concentrations at 3h after exposure. The Dunnett test showed, there was no significant difference in repellency between 33% DEET and oregano essential oil in the concentrations of 10, 20 and 40% ($P = 0.4$). After 5h, the repellent activity of oregano oil was similar to 33% DEET at the concentrations of 10% to 40% and it varied between 86% and 100%. The repellency of oregano oil at the concentrations of 10% and 20% was still obvious (86–93% repellency). Significant difference in repellency was observed between 0.625%, 1.25%, and 2.5% concentrations of oregano essential oil and 33% DEET after 3, 5 and 24h ($P < 0.001$), while the differences in repellency of 5%, 10%, 20%, and 40% oregano essential oil with 33% DEET were not significant after 3 and 5h ($P = 0.25$). The concentration of 40% oregano essential oil had 100% repellency against bed bugs at 3, 5 and 24h post exposure, while the repellency index of 33% DEET decreased to 27% after 24h (Table 3). The repellency of oregano essential oil at concentrations of 0.625–20% significantly declined from 3h to 24h, but it was constant at a concentration of 40% and exhibited similar repellency to 33% DEET at a concentration of 20%.

At 9h after exposure, significant differences were observed between repellency of 0.625%, 1.25%, 2.5%, and 5% concentrations of Oregano essential oil and 33% DEET ($P < 0.001$), while the differences between 10%, 20%, and 40% oregano essential oil and 33% DEET were not significant ($P = 0.21$) (Fig. 5).

Table 1. Constituents of oregano essential oil by GC-MS analyses

| Compound | RI * | Major Constituents (%) |
|------------------------|------|------------------------|
| Pinene | 939 | 1.15 |
| γ -Terpinene | 1056 | 0.14 |
| α – Terpinene | 1016 | 20.60 |
| α – Terpinolene | 1186 | 2.16 |
| Terpineol | 1192 | 22.85 |
| Thymol | 1290 | 4.53 |
| Carvacrol | 1299 | 4.9 |
| Caryophyllene | 1419 | 6.75 |
| Other compounds | - | 36.92 |

*RI, retention index as determined on an HP-5MS column using the homologous series of *n*-hydrocarbons

Table 2. Effective doses of Oregano essential oil against *Cimex lectularius* by treated surface method in Petri dishes

| Time | EC ₅₀ (CL*) mg/cm ² | EC ₉₉ (CL*) /cm ² | Slope (\pm SE) | Chi-Square** (df) | P value |
|-----------|---|---|----------------------|-------------------|---------|
| After 3h | 0.27(0.05-0.42) | 1.96 (1.52-2.97) | 1.377 (\pm 0.279) | 21.57 (26) | 0.712 |
| After 5h | 0.87(0.57-1.16) | 4.10 (3.31-5.55) | 0.720 (\pm 0.112) | 31.70 (26) | 0.203 |
| After 9h | 1.61(1.18-2.09) | 6.57 (5.29-8.92) | 0.469 (\pm 0.073) | 17.17(26) | 0.904 |
| After 24h | 4.53 (***) | 6.10 (***) | 1.19 (\pm 0.877) | 12.70 (26) | 0.986 |

EC₅₀ and EC₉₉: Effective concentration cause 50% and 99% repellency against Bed Bug.

*CL: confidence limits.

**Since Chi-square goodness of fit test is not significant ($P > 0.05$), no heterogeneity factor is used in the calculation of confidence limits.

***Probit model did not work because <25% repellency occurred.

Table 3. Repellency index of essential oil, ethanol and 33% DEET against bed bugs

| Treatment | Concentration (%) | Repellency index (Mean% \pm SE) | | | |
|-----------------------|-------------------|-----------------------------------|-----------------|------------------|-----------------|
| | | 3h | 5h | 9h | 24h |
| Oregano essential oil | 0.625 | 20 \pm 0.88a | 14 \pm 1.15a | 13 \pm 1a | 3 \pm 0.33a |
| | 1.25 | 32 \pm 0.57ab | 27 \pm 1.33ab | 27 \pm 0.33a | 7 \pm 0.57a |
| | 2.5 | 44 \pm 0.88bc | 39 \pm 0.33bc | 34 \pm 0.88ab | 10 \pm 0.33a |
| | 5 | 68 \pm 0.33cd | 61 \pm 0.33cd | 42 \pm 0.57abc | 14 \pm 0.33ab |
| | 10 | 100 \pm 0.0d | 86 \pm 0.33d | 65 \pm 0.57bcd | 17 \pm 0.57b |
| | 20 | 100 \pm 0.0 d | 93 \pm 0.66d | 73 \pm 0.33c | 25 \pm 0.57b |
| | 40 | 100 \pm 0.0 d | 100 \pm 0.0d | 100 \pm 0.0d | 100 \pm 0.0c |
| 33% DEET | 33 | 100 \pm 0.0 d | 100 \pm 0.0d | 100 \pm 0.0d | 27 \pm 0.57b |
| Ethanol | 96 | - | - | - | - |

Values in columns followed by different letters are significantly different ($P < 0.05$)




Fig. 1. Petri dish repellency assay of oregano essential oil, ethanol and 33% DEET on bed bugs

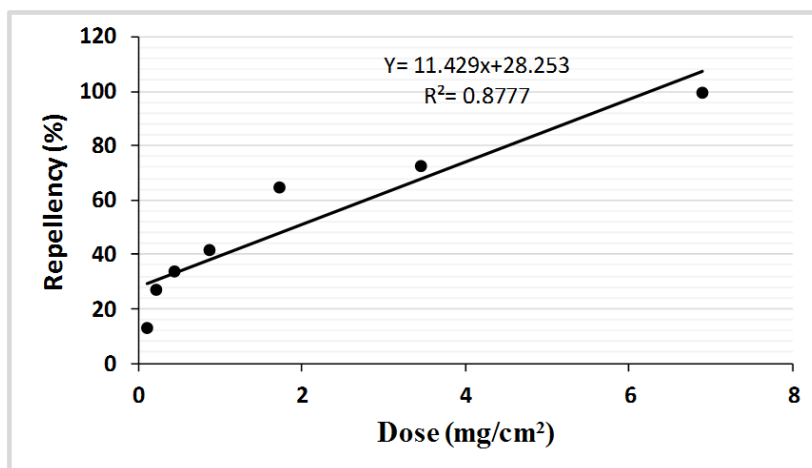


Fig. 2. Dose-response curve for Oregano essential oil after 9 hour in laboratory assay

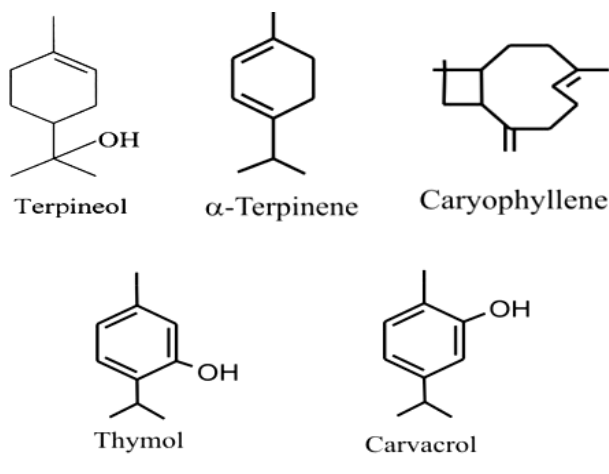


Fig. 3. Chemical structures of major compounds of the essential oil of *Origanum vulgare*

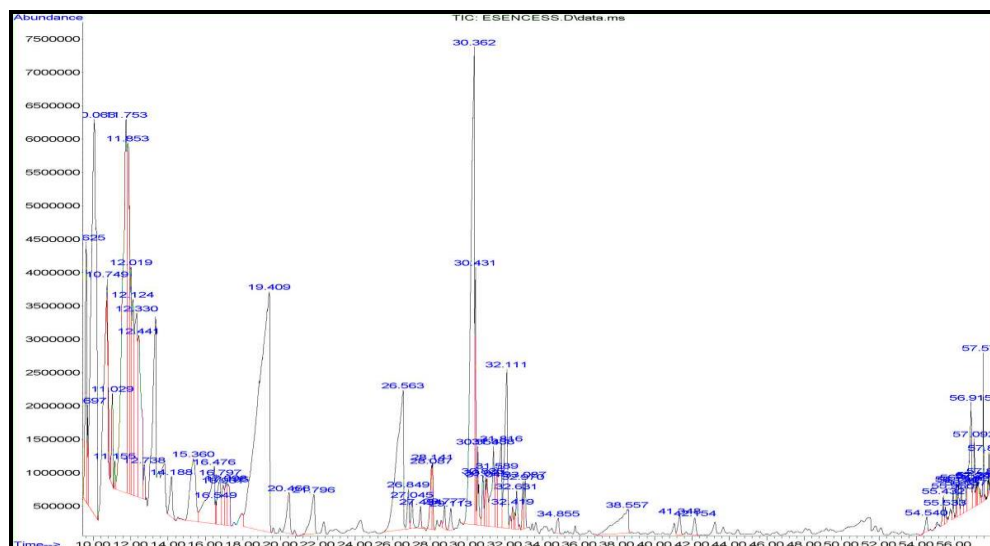


Fig. 4. A typical GC-MS chromatogram showing the chemical analysis of essential oil from *Origanum vulgare*

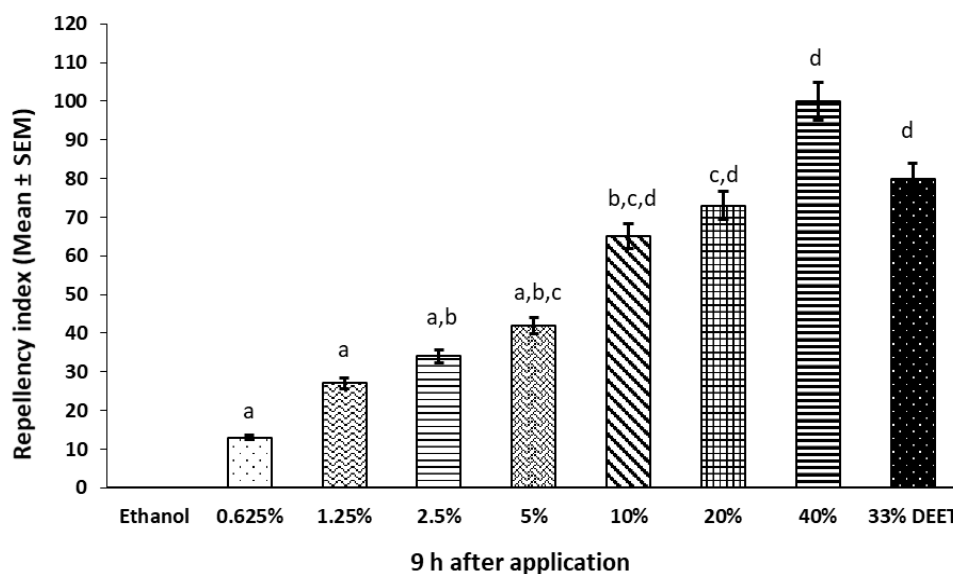


Fig. 5. Repellency of ethanol, different concentrations of Oregano essential oil and 33% DEET against bed bugs in Petri dish assays. Different letters above the bars indicate significant differences at $\alpha = 0.05$

Discussion

In this study, terpineol (22.85%) was the most abundant chemical component of oregano essential oil followed by α -terpinene with 20.6% (v/v). The component of α -terpinene in *O. vulgare* collected from Mazandaran was 1.018% (38). The plant phenology and composition was likely affected by ecologic con-

ditions. The percentage of carvacrol obtained 4.9% in the present investigation. The percentage of carvacrol, collected from various localities in West Azarbaijan Province of Iran were reported in the range of 23.54% to 67.09% (39). The chemical composition of oregano oil changed due to plants' development, the popu-

lation or variation, and the cultivation conditions. The content of carvacrol depends on climatic condition and also it is can be variable in budding period and in full bloom (40). In addition, difference in the chemical composition of oregano oil from previously published papers with our study may is regarding the type of oregano subspecies. Two percent of α -terpinene, monoterpenes derived from *Thymus vulgaris* were reported with stronger repellency activity than DEET against *Culex pipiens* (33). In our findings, oregano essential oil showed more potential as repellent compound than 33% DEET, a commercial product, against bed bugs. The high concentration α -terpinene may be responsible for the oil's repellency.

The aim of using repellent compound towards hematophagous pest is to reduce the frequency of biting in endemic areas and prevent bites in areas where allergic reactions to biting insects are common (41). Very few studies have been conducted to evaluate insect repellent activities of essential oils against bed bugs (17, 27). More tolerance of bed bugs against insect repellents were compared with other blood-sucking insects (27).

According to the Petri dish repellency assay, the oregano essential oil of 2.5% showed 10% repellency after 24h. While the same concentration of oil demonstrated 99.1% repellent activity on the brown-banded cockroach (*Supella longipalpa*) after the same time (34). The sub-lethal concentrations (LC₁₀ and LC₃₀) of oregano essential oil had an average repellency of 22.8% and 49.8% against the diamond-back moth (*Plutella xylostella*) respectively (42). Insect species, method of test, formulation, and concentrations of the oil were responsible for the different results observed in the reported investigations. However the repellency indices were different between selected concentrations of oregano oil and there was no significant difference between efficacy of DEET (33%) with 20% oregano oil at 3, 5, 9h post exposure. No repel activity was

observed in the control group of our study and all the bed bugs stayed under harborage at 3, 5, and 9h post ethanol exposure.

Our investigation showed that repellency of 40% oregano oil was 100% against the common bed bugs in Petri dish test. It repellency index was similar to 33% DEET at 3 and 5h and it was more effective than 33% DEET at 9h after application. The 40% concentration of oregano oil was found to be safer for application in human environments and also for personal protection. While EcoRaider (1% geraniol, 1% cedar extract, and 2% sodium lauryl sulfate) and bed bug patrol (0.003% clove oil, 1% peppermint oil, and 1.3% sodium lauryl sulfate) as botanical repellents did not exhibit detectable repellency against bed bug in the presence of carbon dioxide source (17).

DEET, picaridin, tea tree oil, peppermint oil, and citronella oil were tested for repellency activity on *Triathoma rubida* using small restrained rats. No long-range repellency was observed. Only citronella oil was able to stop all probing and feeding of *T. rubida* and appears to be a promising potential repellent to prevent sleeping people from being bitten by kissing bugs (41). The efficacy of any pesticide or repellent compound can vary with the testing method, rate of application, bed bug strain and physiological stage (17).

Conclusion

Preferably, the EC₉₉ dose should be estimated to determine the protection time against blood-sucking insects. 6.57mg/cm² had 99% repellency against *C. lectularius* in treated surface after 9 hours. Further studies are recommended to determine the protection time and repellency of oregano essential oil using EC₉₉ on animal and human hosts.

Acknowledgements

The authors wish to thank Dr Mohammad

Mahmoodi Sourestani for helping in interpretation of GC-MS results. This article is part of Ismaeil Alizadeh MSPH thesis and it was financially supported by and conducted in Infectious and Tropical Diseases Research Center, Health Research Institute, Ahvaz Jundishapur University of Medical Sciences (AJUMS). (Project No. OG-95102).

The authors declare that there is no conflict of interest.

References

1. Seong KM, Lee DY, Yoon KS, Kwon DH, Kim HC, Klein TA, Clark JM, Lee SH (2010) Establishment of quantitative sequencing and filter contact vial bioassay for monitoring pyrethroid resistance in the common bed bug, *Cimex lectularius*. *J Med Entomol.* 47 (4): 592–599.
2. Tawatsin A, Thavara U, Chompoonsri J, Phusup Y, Jonjang N, Khumsawads C, Bhakdeenuan P, Sawanpanyalert P, Asavadachanukorn P, Mulla MS (2011) Insecticide resistance in bedbugs in Thailand and laboratory evaluation of insecticides for the control of *Cimex hemipterus* and *Cimex lectularius* (Hemiptera: Cimicidae). *J Med Entomol.* 48: 1023–1030.
3. Politi, FAS, Nascimento JD, da Silva AA, Moro IJ, Garcia ML, Guido RVC, Pietro RCL, Godinho AF, Furlan M (2016) Insecticidal activity of an essential oil of *Tagetes patula* L. (Asteraceae) on common bed bug *Cimex lectularius* L. and molecular docking of major compounds at the catalytic site of ClAChE1. *Parasitol Res.* 116(1): 415–424.
4. Haghi SFM, Behbodi M, Hajati H, Shafaroudi MM (2014) Prevalence of bed bug (*Cimex lectularius*) in human settlement area of Bahnamir, Iran. *Asian Pac J Trop Dis.* 4: S786–S789.
5. Giorda F, Guardone L, Mancini M, Accorsi A, Macchioni F, Mignone W (2013) Cases of bed bug (*Cimex lectularius*) infestations in Northwest Italy. *Vet Ital.* 49(4): 335–340.
6. How YF, Lee CY (2010) Survey of bed bugs in infested premises in Malaysia and Singapore. *J Vector Ecol.* 35(1): 89–94.
7. Omudu E, Kuse C (2010) Bedbug infestation and its control practices in Gbajimba: a rural settlement in Benue state, Nigeria. *J Vector Borne Dis.* 47(4): 222–227.
8. Levy Bencheton A, Berenger J, Del Giudice P, Delaunay P, Morand J (2011) Resurgence of bedbugs in southern France: a local problem or the tip of the iceberg? *JEADV.* 25(5): 599–602.
9. El-Azazy O, Al-Behbehani B, Abdou N (2013) Increasing bedbug, *Cimex lectularius*, infestations in Kuwait. *J Egypt Soc Parasitol.* 43(2): 415–418.
10. Doggett SL, Russell RC (2008) The resurgence of bed bugs, *Cimex* spp. (Hemiptera: Cimicidae) in Australia. The 6th International Conference on Urban Pests, 2008 Veszprem: OOK-Press Kft.
11. Kilpinen O, Jensen KMV, Kristensen M (2008) Bed bug problems in Denmark, with a European perspective. The 6th International Conference on Urban Pests, 2008 OOK-Press Veszprém. pp. 13–16.
12. Hwang SW, Svoboda TJ, De Jong IJ, Kabasele KJ, Gogosis E (2005) Bed bug infestations in an urban environment. *Emerg Infect Dis.* 11(4): 533.
13. Potter MF (2006) The perfect storm: an extension view on bed bugs. *Am Entomol.* 52(2): 102–104.
14. Reinhardt K, Harder A, Holland S, Hooper J, Leake-Lyall C (2008) Who knows the bed bug? Knowledge of adult bed bug appearance increases with peo-

- ple's age in three counties of Great Britain. *J Med Entomol.* 45(5): 956–958.
15. Goddard J, de Shazo R (2012) Psychological effects of bed bug attacks (*Cimex lectularius* L.). *Am J Med.* 125(1): 101–103.
 16. Ab Majid AH, Zahran Z (2015) Laboratory bioassay on efficacy of dual mode of action insecticides (beta-cyfluthrin and imidacloprid) towards tropical bed bugs, *Cimex hemipterus* (Hemiptera: Cimicidae). *J Entomol Zool Stud.* 3(5): 217–220.
 17. Singh N, Wang C, Cooper R (2014) Potential of essential oil-based pesticides and detergents for bed bug control. *J Econ Entomol.* 107(6): 2163–2170.
 18. Romero A, Potter MF, Potter DA, Haynes KF (2007) Insecticide resistance in the bed bug: a factor in the pest's sudden resurgence? *J Med Entomol.* 44(2): 175–178.
 19. Debboun M, Strickman DA, Klun JA (2005) Repellents and the military: our first line of defense. *J Am Mosq Control Assoc.* 21(Supplement 1): 4–6.
 20. McCabe E, Barthel W, Gertler S, Hall S (1954) Insect Repellents. Iii. N, N-Diethylamides I. *J Org Chem.* 19(4): 493–498.
 21. Yaghoobi-Ershadi M, Akhavan A, Jahani-fard E, Vatandoost H, Amin G, Moosavi L, Ramazani AZ, Abdoli H, Arandian M (2006) Repellency effect of Myrtle essential oil and DEET against *Phlebotomus papatasi*, under Laboratory Conditions. *Iran J Public Health.* 35(3): 7–13.
 22. McGready R, Hamilton KA, Simpson JA, Cho T, Luxemburger C, Edwards R, Looareesuwan S, White NJ, Nosten F, Lindsay SW (2001) Safety of the insect repellent N, N-diethyl-M-toluamide (DEET) in pregnancy. *Am J Trop Med Hyg.* 65(4): 285–289.
 23. Goodyer L, Behrens RH (1998) Short report: the safety and toxicity of insect repellents. *Am J Trop Med Hyg.* 59(2): 323–324.
 24. Tripathi AK, Upadhyay S, Bhuiyan M, Bhattacharya P (2009) A review on prospects of essential oils as biopesticide in insect pest management. *J Pharmacogn Phytochem.* 1(5): 052–063.
 25. Maia MF, Moore SJ (2011) Plant-based insect repellents: a review of their efficacy, development and testing. *Malar J.* 10(1): S11.
 26. Koul O, Walia S, Dhaliwal G (2008) Essential oils as green pesticides: potential and constraints. *Biopestic Int.* 4(1): 63–84.
 27. Wang C, Lü L, Zhang A, Liu C (2013) Repellency of selected chemicals against the bed bug (Hemiptera: Cimicidae). *J Econ Entomol.* 106(6): 2522–2529.
 28. Nerio LS, Olivero-Verbel J, Stashenko E (2010) Repellent activity of essential oils: a review. *Bioresour Technol.* 101(1): 372–378.
 29. Khater HF (2012) Prospects of botanical biopesticides in insect pest management. *Pharmacol.* 3(12): 641–656.
 30. Kayedi MH, Haghdoost AA, Salehnia A, Khamisabadi K (2014) Evaluation of Repellency Effect of Essential Oils of *Satureja khuzestanica* (Carvacrol), *Myrtus communis* (Myrtle), *Lavendula officinalis* and *Salvia sclarea* using Standard WHO Repellency Tests. *J Arthropod Borne Dis.* 8(1): 60–68.
 31. Mohan M, Haider SZ, Andola HC, Purohit V (2011) Essential oils as green pesticides: for sustainable agriculture. *Res J Pharm Biol Chem Scie.* 2(4): 10–104.
 32. Park BS, Choi WS, Kim JH, Kim KH, Lee SE (2005) Monoterpenes from Thyme (*Thymus vulgaris*) as potential mosquito repellents. *J Am Mosq Control*

- Assoc. 2(1): 80–83.
33. Choi WS, Park BS, Ku SK, Lee SE (2002) Repellent activities of essential oils and monoterpenes against *Culex pipiens pallens*. J Am Mosq Control Assoc. 18(4): 348–351.
 34. Shariffard M, Safdari F, Siahpoush A, Kassiri H (2016) Evaluation of Some Plant Essential Oils against the Brown-Banded Cockroach, *Supella longipalpa* (Blattaria: Ectobiidae): A Mechanical Vector of Human Pathogens. Iran J Arthropod Borne Dis. 10(4): 528–537.
 35. Dewar Y, Mahmoud MM (2014) Effectiveness and safety of some essential oils of aromatic plants on the growth and silk production of the silkworm *Bombyx mori* L. J Entomol Zool Stud. 2(2): 81–86.
 36. Adams RP (2007) Identification of essential oils by gas chromatography/mass spectrometry. Carol Stream, Allured Publishing Corporation.
 37. Robertson JL, Savin N, Preisler HK, Russell RM (2007) Bioassays with arthropods, CRC press.
 38. Hashemi M, Ehsani A, Aminzare M, Hassanzadazar H (2016) Antioxidant and Antifungal Activities of Essential Oils of *Origanum vulgare* ssp. gracile Flowers and Leaves from Iran. J food qual hazards control. 3(4): 134–140.
 39. Pirigharnej M, Zare S, Heidary R, Khara J, Emamali Sabzi R, Kheiry F (2011) The essential oils compositions of Iranian Oregano (*Origanum vulgare* L.) populations in field and provenance from Piranshahr District, West Azarbaijan Province, Iran. Avicenna J Phytomed. 1(2): 106–114.
 40. Nurzynska-Wierdak R (2009) Herb yield and chemical composition of common oregano (*Origanum vulgare* L.) essential oil according to the plant's developmental stage. Herba polonica 55(3): 55–62.
 41. Terriquez J, Klotz SA, Meister E, Klotz J, Schmidt J (2013) Repellency of DEET, picaridin, and three essential oils to *Triatoma rubida* (Hemiptera: Reduviidae: Triatominae). J Med Entomol. 50(3): 664–667.
 42. Nasr M, Sendi JJ, Moharramipour S, Zibae A (2015) Evaluation of *Origanum vulgare* L. essential oil as a source of toxicant and an inhibitor of physiological parameters in diamond-back moth, *Plutella xylostella* L. (Lepidoptera: Pyralidae). J Saudi Soci Agric Sci. 16: 184–190.