

## LIQUID-SOLID HEAT TRANSFER WITH THE PHASE-CHANGE OF SOLID

S. PETRESCU and A. BACAOANU

(Department of Chemical Engineering, The "Gh. Asachi" Technical University of Iasi, ROMANIA)

Received: May 14, 2001

This paper presents a study of the heat transfer for a singular spherical particle melting in a stagnant liquid phase. The proposed mathematical model allows the calculation of process duration, the radius of melting front and the degree of melting. In order to verify the mathematical model, the degree of melting, the melting rate and the heat transfer coefficient were experimentally determined, using spherical ice particles at 267 K. The melting medium was distilled water at temperatures of 288, 298 and 318 K. The experimental results have been compared with those corresponding to relation:  $Nu = 2 + 0.6Ra^{1/4} Pr^{1/3}$ . The agreement is good.

**Keywords:** melting, heat transfer, heat transfer coefficient, melting rate

### Introduction

Technical literature provides a large number of papers regarding the heat transfer in liquid – solid systems. Part of these papers [1-9] approach theoretically and experimentally the heat transfers at the melting process by direct contact with a liquid phase of a singular particle or assembly of particles.

The available studies regard equally to heat transfer by natural and forced convection.

Thereby, Woods [2] presents a review about the dissolution and melting of solids in contact with a melted substance.

Jochem and Koerber [3] studied theoretically the heat and mass transfer of ice, melting in sodium chloride solution and glycerin. Using an iterative method based on the Newton algorithm; they solved the differential equations of the melting process.

Fukusako et al [4] approach experimentally the heat transfer by natural convection at the melting of an ice cylinder in 3.5% saline solution. They determined the local heat transfer coefficient for the range of 274.8-292,8 K temperatures.

Okada et al [5] studied experimentally the melting of a fix bed of spherical ice particles using water as melting medium.

Gobin and Bernard [6] treated the metal melting by natural convection and analyzed the influence of Prandtl and Rayleigh numbers.

Other investigations [7,8] approached theoretically and experimentally the heat transfer at the melting of a spherical ice, moving upwards through a column with

water. The authors established a mathematical model, which was applied to the determination of temperature distribution, in the inner of the particle, as function of radius and time. Also, they determined experimentally the heat transfer coefficient.

This paper presents a mathematical model allowing the determination of melting front radius, degree of phase change and process duration at the melting of a singular spherical particle in a stagnant liquid phase. The heat transfer coefficient was experimentally determined. The influence of the liquid phase temperature on the rate melting and heat transfer coefficient was also studied. The proposed model was verified.

### Mathematical formulation

The melting process of a solid, being in direct contact with a liquid phase, when the particle temperature is different of that of the melting temperature, has two stages:

In the first stage, the heating of the particle takes place until the temperature at the solid-liquid interface becomes equally to the melting temperature. At that moment, the second stage begins, that is, the proper melting. If the initial temperature of the particle is close to the melting temperature value, the duration of the primary stage is short and can be neglected.

In the case of the melting of a spherical particle containing a single A component in a solution

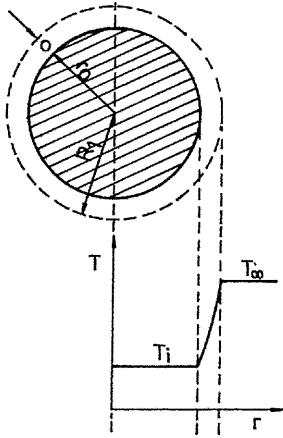


Fig. 1 Physical model

containing also A component, the following three elementary processes are involved:

- the heat transfer from the solution to the particle surface
- the proper melting at the solid-liquid interface
- the mass transfer of the A component from the particle surface to the liquid phase.

The physical model is presented in the Fig. 1. According to the physical model, at the initial moment, the radius of particle is  $R$  and decreases as the melted region grows. For a given moment, the radius of the particle is  $r_0$ . The temperature is  $T_i$  at the solid-liquid interface and  $T_\infty$  in the bulk solution.

Since the aim of the mathematical modelling is to establish the equation of process duration or the radius of melting front (degree of transformation) in time, one considers the energy equation for the radial direction:

$$\rho c_p \frac{\partial T}{\partial t} = \frac{\lambda}{r^2} \frac{\partial}{\partial r} \left( r^2 \frac{\partial T}{\partial r} \right) \quad (1)$$

The boundary conditions are:

$$t \leq 0, \quad R \leq r \leq R_1, \quad T = T_\infty \quad (2)$$

$$t > 0, \quad r = r_0, \quad T = T_i$$

$$\lambda \frac{\partial T}{\partial r} = -\rho_s \Delta H_m \frac{dr_0}{dt} \quad (3)$$

$$t > 0, \quad r = R_1, \quad T = T_\infty \quad (4)$$

To simplify the solution of the differential equations, when the temperature is constant on an infinitesimal time, one considers the quasi-steady state. Thus, the process can mathematically be described by the equation:

$$\frac{\lambda}{r^2} \frac{d}{dr} \left( r^2 \frac{dT}{dr} \right) = 0 \quad (5)$$

or:

$$\frac{d}{dr} \left( r^2 \frac{dT}{dr} \right) = 0 \quad (6)$$

By integration of the Eq.(5) one obtains:

$$\frac{dT}{dr} = \frac{1}{r^2} C_1 \quad (7)$$

$$T = -\frac{C_1}{r} + C_2 \quad (8)$$

The integration constants,  $C_1$  and  $C_2$ , result from the boundary conditions:

$$T_i = -\frac{C_1}{r_0} + C_2 \quad (9)$$

$$T_\infty = -\frac{C_1}{R_1} + C_2 \quad (10)$$

From relations (9) and (10) one obtains:

$$T_i - T_\infty = \Delta T = -C_1 \left( \frac{1}{r_0} - \frac{1}{R_1} \right) \quad (11)$$

or:

$$C_1 = -\frac{\Delta T}{\frac{1}{r_0} - \frac{1}{R_1}} \quad (12)$$

Substitution of Eq.(12) into Eq.(10) gives:

$$C_2 = T_\infty + \frac{\Delta T}{R_1} \left( \frac{1}{r_0} - \frac{1}{R_1} \right)^{-1} \quad (13)$$

Also, substitution of the  $C_1$  constant into (7) gives:

$$\frac{dT}{dr} = -\frac{1}{r^2} \frac{\Delta T}{\frac{1}{r_0} - \frac{1}{R_1}} \quad (14)$$

The boundary condition (3) associated with Eq.(14) is:

$$\lambda \frac{1}{r_0^2} \frac{\Delta T}{\frac{1}{r_0} - \frac{1}{R_1}} = -\rho_s \Delta H_m \frac{dr_0}{dt} \quad (15)$$

Since,

$$\frac{1}{r_0} - \frac{1}{R_1} = \frac{\delta}{r_0(r_0 + \delta)}$$

and

$$\frac{\lambda}{\delta} = \alpha$$

Eq.(15) becomes:

$$\frac{\alpha \Delta T (r_0 + \delta)}{r_0} = -\rho_s \Delta H_m \frac{dr_0}{dt} \quad (16)$$

The integration of Eq.(16), between 0 - t and  $R - r_0$ , leads to:

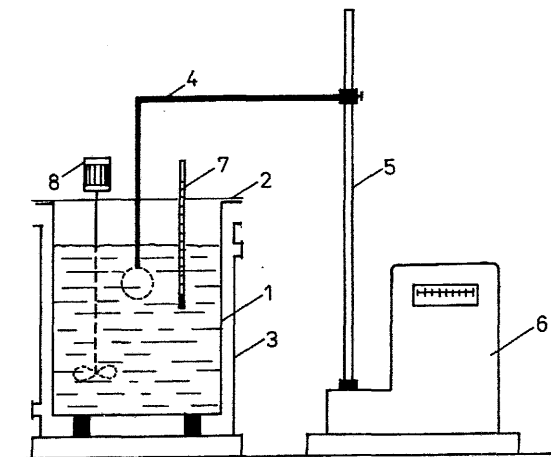


Fig.2 Experimental installation. 1 – cylindrical glass vase, 2 – cover, 3 – glass recipient, 4 – rod, 5 – support, 6 – semiautomatic scales, 7 – control thermometer, 8 – agitator

$$\frac{\alpha \Delta T}{\rho_s \Delta H_m} = (R - r_0) + \delta \ln \frac{R + \delta}{r_0 + \delta} \quad (17)$$

For small values of  $\delta$ , results:

$$r_0 = R - \frac{\alpha \Delta T}{\rho_s \Delta H_m} t \quad (18)$$

The radius (the location) of the melting front can be written as function of the degree of melting,  $\eta$ :

$$r_0 = R(1 - \eta)^{1/3} \quad (19)$$

Replacing (19) into (18) gives:

$$t = \frac{R \rho_s \Delta H_m}{\alpha \Delta T} [1 - (1 - \eta)^{1/3}] \quad (20)$$

The relations (18) and (20) allow the calculation of the melting front radius, respectively, the process duration.

### Experimental Apparatus and Procedure

According to Fig.2, the experimental arrangement consists of a cylindrical glass vase (1) with a cover (2), a glass recipient (3), rod (4), support (5), semiautomatic scales (6), control thermometer (7). The vase (1) represents the melting chamber, where the melting of particle ice takes place. The vase is provided with a dismantable agitator (8) for the temperature homogenization of the melting medium (distilled water). During of the particles melting, the agitator is removed from the melting chamber. A thermostat connected to recipient (3) supplies the necessary thermal energy for the temperature homogenization.

For investigations, the spherical ice particles have been used. The ice particles have been obtained by freezing of distilled water at 267 K, using a special

Table 1 The variation of the particle mass with time

T=288 K		T=298 K		T=308 K		T=318 K	
t (s)	$10^3 \Delta m$ (kg)	t (s)	$10^3 \Delta m$ (kg)	t (s)	$10^3 \Delta m$ (kg)	t (s)	$10^3 \Delta m$ (kg)
30	4.5	30	6.0	20	6.9	15	7.6
60	7.5	60	10.8	40	12.4	30	13.6
90	9.4	90	17.2	60	17.5	45	19.3
120	12.0	120	20.3	80	21.7	60	24.0
150	15.1	150	25.7	100	27.5	75	28.8

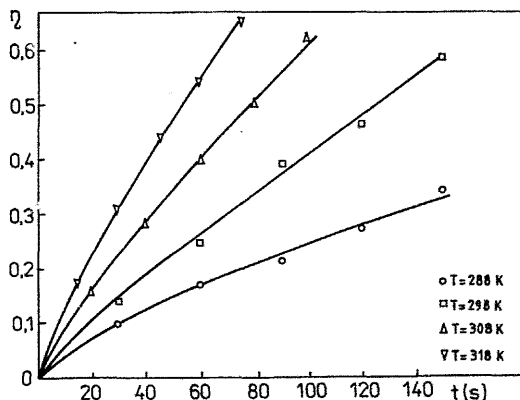


Fig.3 Variation of the degree of melting with time

device. The melting medium was distilled water of temperatures of 288, 298, 308 and 318 K.

In the experiments, the mass variations function in time has been determined separately, for every particle.

### Results and Discussion

Experimental results for the mass variation of the ice particle in time are presented in Table 1. These results have been used for the calculation of the melting level,  $\eta$ , with the following relation:

$$\eta = \frac{\Delta m}{m_0} \quad (21)$$

Graphically, the  $\eta$  values are shown in Fig.3. As may be seen the degree of melting is increasing with the temperature increase. The medium melting temperature has a positive influence on the melting process:

In the following, using the above data and relations:

$$v_m = \frac{m_0 \eta}{S \Delta t} \quad (22)$$

$$q = \alpha(T_m - T_i) \quad (23)$$

the melting rate ( $v_m$ ) and the heat transfer coefficient ( $\alpha$ ) have been determined. The melting rate has been calculated taking into account the degree of melting

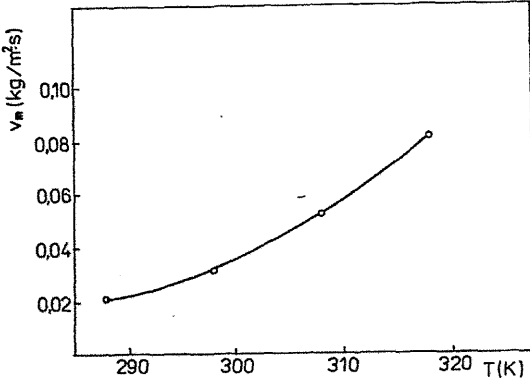


Fig.4 Temperature influence on melting rate

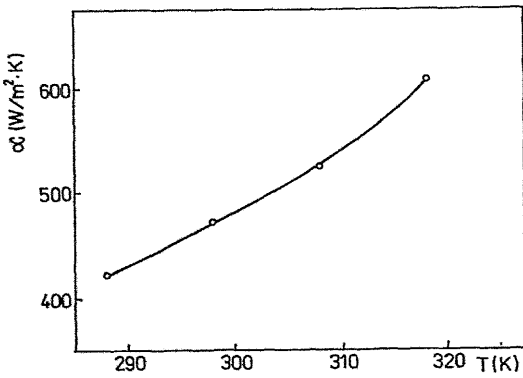


Fig.5 Temperature influence on heat transfer coefficient

corresponding to a 60-sec. duration. The diagram in Fig.4 shows an increase of the melting rate with the temperature. Also, the water temperature has a positive effect on the heat transfer coefficient (Fig.5). The temperature increase amplifies the natural circulation of water around the particle ice. Consequently, the transferred heat flux from water to ice particle will increase and will amplify the heat transfer coefficient and the melting rate.

The proposed mathematical model represented by Eq.(20) is verifying. Based on the values of the heat transfer coefficient, using the relation (20), the process duration values have been calculated. For the degree of melting, the values corresponding to the 60-sec. duration have been considered. The obtained results are presented in Table 2. According to this table, one may see that the calculated values of the process duration are close to the experimental values (60 sec.). Therefore, one may assert that experimental data verify the proposed mathematical model.

Further on, the experimental data obtained in this study agree with the other authors data. To this purpose, one considers the dimensionless equation [1]:

$$Nu = 2 + 0.6Ra^{1/4} Pr^{1/3} \quad (24)$$

The experimental values of Nusselt number have been determined for more values of Rayleigh and

Table 2 Verifying of the mathematical model

Temperature (K)	288	298	308	318
Degree of melting	0.172	0.247	0.400	0.549
Experimental time (s)	60	60	60	60
Calculated time (s)	59.61	59.08	58.72	58.93

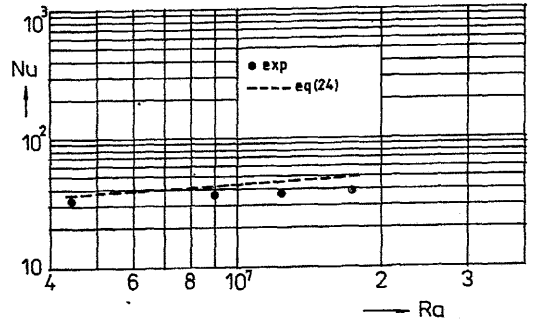


Fig.6 The dependence of the experimental Nusselt numbers with the Rayleigh numbers

Prandtl numbers. These values are graphically represented in Fig.6. This figure contains also the calculated values, using Eq.(24), for Nusselt number. Data from Fig. 6 indicate small differences between experimental data obtained by our study and those obtained using Eq.(24).

### Conclusions

In this paper a mathematical model of the heat transfer at melting of a spherical particle by direct contact with a stagnant liquid phase has been established. The model allows determination of the process duration, the melting front radius and the degree of melting.

The proposed mathematical model has been experimentally verified. For this purpose, the experimental values of the melting rate and the heat transfer coefficient have been determined. The experiments were carried out in a laboratory installation, using spherical ice particles and distilled water at different temperatures, as melting medium.

The comparison of the calculated values, based on the proposed model, with those obtained experimentally were in good agreement.

The experimental data obtained in this work were also verified with those of other authors. There can be noted a good agreement.

Based on experimental data, the influence of the melting medium temperature on the melting rate and on the heat transfer coefficient was studied.

### SYMBOLS

- $c_p$  specific heat,  $Jkg^{-1}K^{-1}$
- $d$  particle diameter, m
- $g$  gravitation acceleration,  $ms^{-2}$

$m_0$	particle mass at time $t=0$ , kg
$q=v_m\Delta H_m$	specific heat flux, $Wm^{-2}$
$r$	radial coordinate, m
$S$	external surface area of particle, $m^2$
$t$	time, s
$T_i$	temperature at solid – liquid interface, K
$T_\infty$	temperature in the bulk solution, K
$v_m$	melting rate, $kg\ m^{-2}\ s^{-1}$
$\Delta H_m$	latent heat of melting, $J\ kg^{-1}$
$\Delta m$	variation of particle mass, kg
$Ra = Gr\ Pr$	Rayleigh number
$Re = \frac{\rho v d}{\mu}$	Reynolds number
$\alpha$	heat transfer coefficient, $W\ m^{-2}\ K^{-1}$
$\beta$	thermal expansion coefficient, $K^{-1}$
$\lambda$	heat conductivity, $Wm^{-1}K^{-1}$
$\eta$	degree of melting
$\mu$	liquid viscosity, $Nsm^{-2}$
$\rho$	density of liquid, $kg\ m^{-3}$
$\rho_s$	density of particle, $kg\ m^{-3}$

#### REFERENCES

1. BIRD B. R., STEWART W. E. and LIGHTFOOT N. E.:  
Transport Phenomena, New York, J. Wiley, 1960

- WOODS A. W.: *J. Fluid Mech.*, 1992, 239, 429-438
- JOICHEM M., KOERBER C.: *Waerme-Staffuebertrag* 1993, 28, 195-204
- FUKUSAKO S., YAMADA M., HORIBE A. and WATANABE C.: *General Papers in Heat Mass Transfer, Instalation and Turbomachinery ASME*, 1994, 271, 81-87
- OKADA M., HASHIMOTO K. and OTHA I.: *Proc. ASME-JSME Therm. Eng. Conf.* 3 rd., 3, 327-333, 1991
- GOBIN D. and BERNARD C.: *J. Heat Transfer*, 1992, 114 (2) 1992, 521-524
- FETECAU C. and PETRESCU S.: *Rev. Roum. Sci. Techn. Mec. Appl.*, 1994, 39 (1), 92-97
- PETRESCU S. and LISA C.: *Bul. Chem. Comm.*, 1996, 29 (1), 34-39
- SUN Y. and BERNARD C.: *Melting of ice in the presence of thermosolutal convection in the melt, FAST (Univ. of Paris VI and XI, CNRS) Campus Univ. 91405 ORSAY*
- RAZNIEVIC K.: *Termodinamicke tabla I diagrami, Skolska Kniga, Zagreb, 1975*
- PAVLOV F. K., ROMANKOV P.G. and NOSKOV A. A.: *Processes and Apparatus in Chemical Engineering, Bucharest, 1981*