

First record of *Sida rhombifolia* L. (Malvaceae) for Italian flora: taxonomical and ecological investigation

Salvatore Cambria¹, Alessandro Crisafulli², Gianpietro Giusso del Galdo¹, Rosa M. Picone², Adriano Soldano³, Saverio Sciandrello¹, Gianmarco Tavilla^{1*}

¹ University of Catania, Department of Biological, Geological and Environmental Sciences, via A. Longo 19, I-95125 Catania, Italy

² University of Messina, Department of Chemical, Biological, Pharmaceutical and Environmental Sciences, Via Stagno d'Alcontres, 98100 Messina, Italy

³ Largo Brigata Cagliari, 6, 13100 Vercelli, Italy

Abstract – *Sida rhombifolia* L. (Malvaceae) has been reported for the first time in Italy. This species with a Paleotropical geographical origin is a new invasive alien species in the flora of Italy. It was already reported in several European countries as invasive species, but this plant is also known for its medicinal properties in many areas of the world. The species was found in anthropic environments of Sicily. In particular, the study area is localized in the Peloritani Mounts (NE Sicily) where the species was discovered in five stands. Our new discovery confirmed the role that anthropic activities have had in the spread of invasive alien species in Italy. Diagnostic features, ecological and geographic data are provided. From a phytosociological viewpoint, this plant characterizes a plant community that includes various nitrophilous species such as *Digitaria sanguinalis* (L.) Scop., *Eleusine indica* (L.) Gaertn. and *Sorghum halepense* (L.) Pers. In addition, the invasiveness of and impacts associated with this species were assessed with the use of the EPP0 prioritization protocol. The specimens were deposited in the herbaria of Catania and Messina University.

Keywords: anthropogenic plant, biological invasion, neophyte, Sicily, vascular flora

Introduction

Urbanization and climate change encourage the invasion and spread of exotic plant species (Salinitro et al. 2019). In particular, several alien species have recently been reported in Italy (Sciandrello et al. 2016, Galasso et al. 2018, Musarella 2020). Many of them belong to the Malvaceae Juss. s.l, in fact, ca. 43% of the taxa within this family reported in Italy are non-native (Portal to the Flora of Italy 2022).

The family Malvaceae includes ca. 250 genera and 4200 species distributed mainly in the tropical regions of the world (Simpson 2019). Phylogenetic studies of this family show its division into nine subfamilies (Chase et al. 2016). Following this classification, the genus *Sida* L. falls within the tribe Malveae J. Presl belonging to the Malvoideae Burnett subfamily. The genus *Sida* L. was validly described by Linnaeus (1753), and it is one of the most diversified genera of the Malvaceae. This genus includes ca. 250 taxa, and its

native array ranges from the Tropics to N America (POWO 2021), and from a taxonomical point of view, it is very complex due to its great changeability. Moreover, these species also usually grow in areas with a high degree of human intrusion. The genus *Sida* is distinguished from other related genera by two morphological features: calyx often 10-ribbed, and schizocarp fruits with 5-14 one-seed mericarps, muticous to prominently aristate (Fryxell 1997).

During field surveys in the northeast region of Sicily, we discovered several individuals of an unknown *Sida* representative mainly associated with urban areas. The plant was identified as *Sida rhombifolia* L. through literature and herbarium research. This species, widely distributed in the tropical, sub-tropical and warm temperate regions of the world (Holm et al. 1997), has not previously been reported for the Italian flora. Its real native range is unknown, but it is probably attributable to the Paleotropics (Verdcourt 2004). It is mainly known for its medicinal uses in tropical and subtrop-

* Corresponding author e-mail: gianmarco.tavilla@phd.unict.it

ical areas worldwide (Ajeet et al. 2018), where it shows a potential for invasiveness (Randall 2001). Generally, *S. rhombifolia* is a common weed in synanthropic stands from sea level to 2,000 m a.s.l., particularly along roadsides and urban areas, as well as in gardens, pastures, abandoned farmland and cultivated fields (Smith 1981). Sometimes, it also colonizes scrubs, open slopes, stream sides, seasonally flooded surfaces and degraded forest areas, while it does not grow in closed forests or tall scrublands (Vattakaven et al. 2016). It constitutes a serious nuisance for agricultural lands, pastures, and native grasslands (Reddy 2011).

Until today, the only known species belonging to this genus in Italy was *Sida spinosa* L., which is reported as a casual alien species (Galasso et al. 2018). In addition, *S. rhombifolia* is a taxonomically controversial species, which belongs to *Sida* section *Sida*. Different authors attributed many binomials and now some of them are considered as autonomous taxa within the *S. rhombifolia* complex. This new alien species to Italy was already reported in other countries of Europe and the Mediterranean area. It is reported as casual and ephemeral species in the Czech Republic (Pyšek et al. 2012), France (Tison and de Foucault 2014), Great Britain (Clement and Foster 1994), Netherlands and Belgium (Verloove and Vandenberghe 1995), while it is indicated as naturalized in Croatia (Milović et al. 2010),

Portugal (Webb 1968) and Spain (Pavia and Nogueira 2006). It is categorized as “not established” in Lithuania, Sweden, and Norway, while its status is unknown in Ukraine and Denmark (Valdés 2011, NOBANIS 2021). Besides, in the Mediterranean area *S. rhombifolia* is reported as native to Egypt (Boulos 2000).

The aim of this paper is to analyze the morphological, ecological and chorological features of the Sicilian population of *S. rhombifolia* (the only population currently known in Italy). Additionally, the invasive behavior in and potential impacts on Italy have been assessed.

Materials and methods

This investigation was conducted between August 2014 and April 2021 in the Peloritani Mounts, (Northeastern Sicily) based on literature data and morphological analysis of living material collected during fieldwork. Careful surveys of the Italian literature were carried out to find existing records of the species in Italy (Pignatti et al. 2017-2019, Galasso et al. 2018). The specimens have been kept in the herbaria of the University of Catania and Messina (CAT and MS; herbarium acronyms follow Thiers 2020). Taxonomic identification was performed according to Pavia and Nogueira (2006), Tambde et al. (2016) and Pignatti et al.

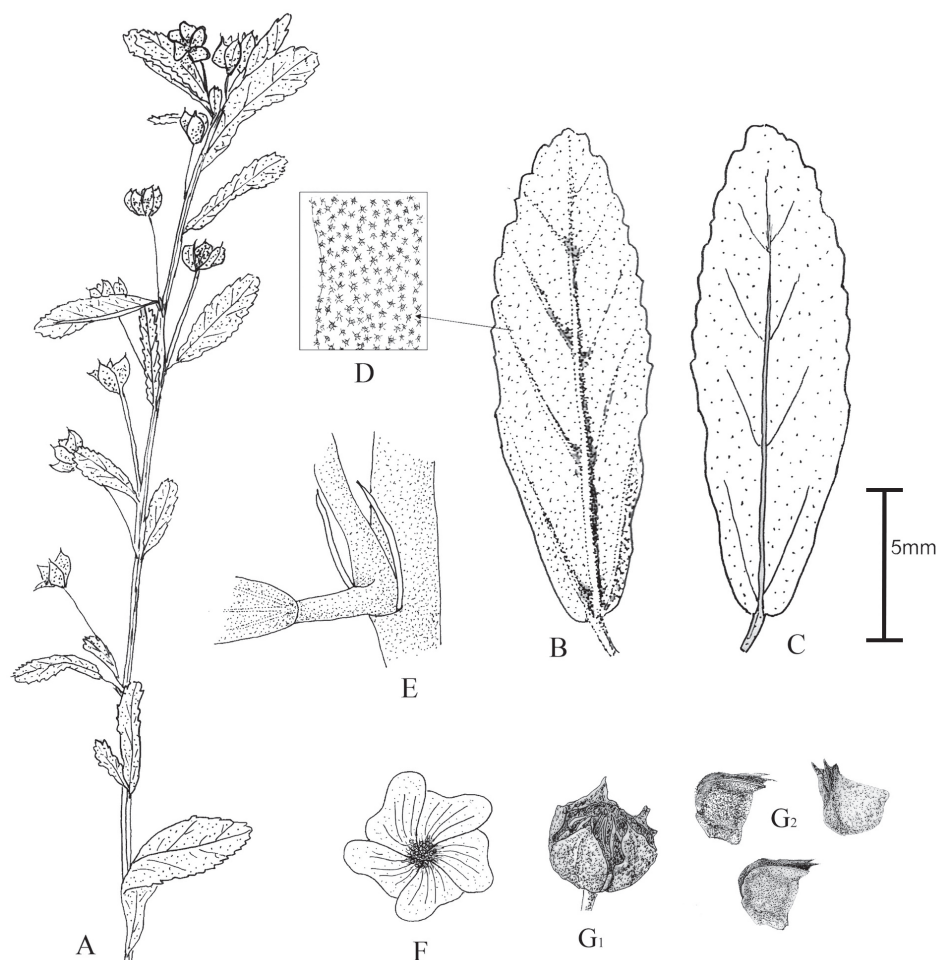


Fig. 1. Drawing of *Sida rhombifolia* L. (Malvaceae) from living Sicilian specimens (by S. Casella): A - flowering stem, B - leaf abaxial surface, C - leaf adaxial surface, D - close-up of stellate hairs, E - stipules, F - flower, G₁ - schizocarp, G₂ - mericarps.

(2017-2019), while the nomenclature was compiled following Bartolucci et al. (2018), Galasso et al. (2018) and subsequent updates reported in the Portal to the Flora of Italy (2022). In addition, many herbarium sheets of *S. spinosa* and *S. rhombifolia* were carefully examined for the correct identification of the species. Morphological measurements were carried out on 10 specimens for each area using Zeiss Stemi 500 stereoscope with Zen 2.5 lite software. The stands where the species was discovered were reported in a distribution map, developed using QGIS tools (QGIS.org 2021). The vegetation in which this species was found was studied following the Braun-Blanquet approach (Braun-Blanquet 1964) and the nomenclature of syntaxa follows Mucina et al. (2016). Moreover, possible impacts and invasive behavior were analyzed using the EPPO prioritization method scheme for invasive alien species (Branquart et al. 2016). This prioritization process, broadly, aims to compile a list of invasive alien plants that have grown in the assessment region, and to identify which of these should be prioritized for a Pest Risk Analysis (PRA, see EPPO 2019).

Results

Sida rhombifolia L., Sp. Pl. 2: 684, 1753 (Fig. 1)

Lectotype – Herb. Linnean No. 866.3 (LINN), designated by Rodrigo 1944.

Synonyms – *Diadesma rhombifolia* (L.) Raf., New Fl. 1: 41, 1836; *Malva rhombifolia* (L.) E.H.L.Krause, Deutschl. Fl. Ed. 2, 6: 238, 1902; *Napaea rhombifolia* (L.) Moench, Methodus 621, 1794; *Sida alba* Cav., Diss. 1: 22, 1785; *Sida andicola* Gand., Bull. Soc. Bot. France 71(5-6): 632, 1924; *Sida*

compressa Wall. Cat. N. 1866, 1824; *Sida hondensis* Kunth, Nov. Gen. Sp. 5: 260, 1822; *Sida insularis* Hatus, J. Jap. Bot. 35: 360, 1960; *Sida pringlei* Gand., Bull. Soc. Bot. France 71: 631, 1924; *Sida rhombifolia* subsp. *Insularis* (Hatus) Hatus, Fl. Ryukyus 846, 1976; *Sida rhombifolia* subsp. *Rhombifolia* Borss. Blumea 14: 195, 1966; *Sida ruderata* Macfad., Fl. Jamaica 1: 80, 1837; *Sida unicornis* Marais, Kew Bull. 38: 42, 1983.

Species description from Sicilian material

Perennial herb or semi-woody shrub up to 1–1.5 m tall. Stems erect, terete, green or purplish, many-branched, with sparse stellate hairs when younger and almost glabrous when older. Leaves alternate, slightly dimorphic, rhomboid to elliptic and with stellate hairs on both surfaces of the young branches without flowers, narrower and with stellate hairs only on the abaxial face on the flowering stems. Blade elliptic to rhomboid, 1.5–5.5 × 1–3 cm, serrate and crenate towards the top and entire towards the base, apex obtuse. Leaves with petiole 0.2–0.5 cm long, couple of stipules, 3–5 mm long, not different, linear to filiform. Calyx campanulate, pubescent, with triangular sepals, 0.4–0.7 × 0.2–0.4 cm. Flowers solitary or gathered in small groups, axillary, on slender pedicel, 2 to 3 cm long, jointed above the middle. Corolla with 5 petals partially fused together, slightly longer than calyx, pale yellow, 0.5–1 × 0.5–0.7 cm. Schizocarp, flattened or almost globular, from greenish (immature) to brownish (mature), 0.4–0.5 cm long, with peduncle 1.4–2.8 cm long; mericarps 8–10, dark brown to black, wedge-shaped, 0.3–0.4 cm long, with two vertical ribs and a pair of retrorse awns on the top, 0.5–1 mm long (Figs. 2, 3).




Fig. 2. Morphological features of leaves of *Sida rhombifolia* L. (Malvaceae): A - leaf adaxial surface, B - leaf abaxial surface, C - detail of the leaf edge, D - stellate hairs, E, F - stipules.




Fig. 3. Fruit of *Sida rhombifolia* L. (Malvaceae): A - frontal view of schizocarp B - lateral view of schizocarp, C - detaching mericarps, D - frontal view of mericarp.

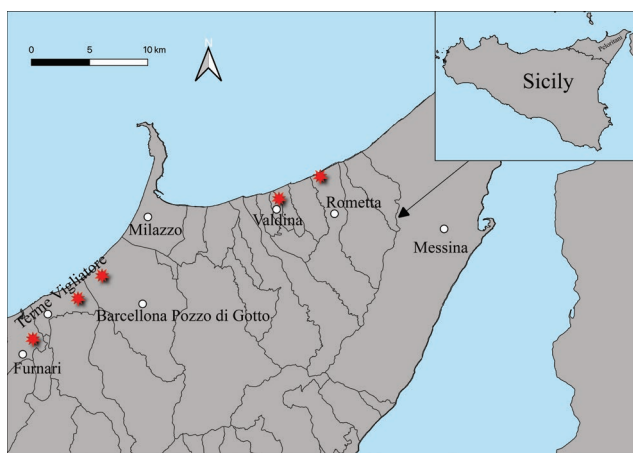


Fig. 4. Distribution map of *Sida rhombifolia* L. (Malvaceae) in Peloritani in Sicily, Italy.

Taxonomic remarks concerning *S. rhombifolia*

According to several authors (Fryxell 1988, Tambde et al. 2016), *S. rhombifolia* represents a species complex with a great morphological variation, including many taxa treated at a specific, subspecific or varietal level. Indeed, the taxonomy of this complex species is quite disputed (Aguilar et al. 2003), and the proposed classification is often very different according to the various geographical areas, lacking an overall treatment of the entire group in all its range. The specimens collected in the northeast of Sicily can be referred

to *S. rhombifolia* L., showing leaves with an indumentum of minute sessile stellate hairs, and serrate margins at the apex, as well as dehiscent mericarps provided with 2 prominent apical awns. Finally, it should be pointed out that the only other species of the *Sida* genus present in Italy is *S. spinosa*, first reported for western Sicily by Romano (2004). These two species are easily distinguished for several features, and based on our measurements and bibliographic data, the following analytical key is provided:

- 1a. Plant 2–6 (–10) dm tall, stems with 1 or 2 spines at the base of petioles, leaf blades narrow-ovate to oblong or elliptic, 5–7 mericarps with 2 awns 1–1.5 mm long *Sida spinosa*
- 1b. Plant 10–15 dm tall, stems without spines at the base of petioles, leaf blade elliptic to rhomboid, 8–14 mericarps with 2 awns 0.5–1 mm long *Sida rhombifolia*

Distribution and ecology of *S. rhombifolia* in Italy

Sida rhombifolia was found in five localities of the Peloritani Mountains (Northeastern Sicily), along the coastal belt between Furnari and Rometta, near Messina (Fig. 4). It mainly colonizes disturbed sites not far from the sea, at an altitude of 0-140 m a.s.l., such as roadsides, abandoned quarries and uncultivated areas, which are characterized by high levels of nitrates and a certain amount of moisture. From a phytosociological point of view, this species plays a dominant role in the community characterized by several

nitrophilous annual species with a summer-autumn cycle, such as *Digitaria sanguinalis* (L.) Scop., *Eleusine indica* (L.) Gaertn., *Euphorbia prostrata* Aiton, *Setaria verticillata* (L.) P.Beauv., *Dittrichia viscosa* (L.) Greuter, *Foeniculum vulgare* Mill. Subsp. *Vulgare*, *Rubus ulmifolius* Schott, *Geranium molle* L., *Malva sylvestris* L., *Oxalis pes-caprae* L., *Portulaca oleracea* L., *Sixalix atropurpurea* (L.) Greuter & Burdet, *Sonchus tenerrimus* L., *Sorghum halepense* (L.) Pers., *Symphotrichum squamatum* (Spreng.) G.L.Nesom, *Verbena officinalis* L., *Vicia villosa* Roth, *Xanthium strumarium* L. (Tab. 1).

Therefore, these aspects should be referred to the *Amarantho-Digitarietum sanguinalis* Pignatti 1953 (*Digitario sanguinalis-Eragrostietea minoris* Mucina, Lososová & Šilc 2016), anthropogenic vegetation described by Pignatti (1953) for the Venetian plain and recently reported by Viciani et al. (2020) in the checklist of the alien-dominated communities in Italy. Besides, *S. rhombifolia* sometimes forms dense monodominant vegetation or mixed communities with *R. ulmifolius*, unlike other parts of continental Europe where it is very ephemeral and mature individuals are seldom seen (Verloove and Vandenberghe 1995, Milović

Tab. 1. Phytosociological relevés of plant community with *S. rhombifolia* carried out in Messina province (NE Sicily, Italy). Place and date of relevés: Rels. 1-4: Rometta, 13. 11. 2020, Rels. 5-6: Valdina, 15 .4. 2021, Rels. 7-8: Furnari, 16. 4. 2021, Rel. 9: Terme Vigliatore, 16. 4. 2021, Rels. 10-12: Barcellona Pozzo di Gotto, 16. 4. 2021.

Relevé number	1	2	3	4	5	6	7	8	9	10	11	12
Altitude (m a.s.l.)	10	10	10	10	18	18	17	17	65	14	14	14
Plot size (m ²)	40	40	40	40	50	50	50	50	50	50	50	40
Vegetation cover (%)	80	80	90	90	80	80	90	90	80	90	80	90
<i>Sida rhombifolia</i> L.	3	2	2	2	3	2	2	1	2	3	4	3
<i>Digitario sanguinalis-Eragrostietea minoris</i>												
<i>Achyranthes sicula</i> (L.) All.	+	+	+
<i>Amaranthus retroflexus</i> L.	+	+	+
<i>Bidens pilosa</i> L.	3	2	+	1
<i>Boerhavia coccinea</i> Mill.	1	1
<i>Digitaria sanguinalis</i> (L.) Scop.	2	+	+	.	.	1	+	+	.	+	.	.
<i>Eleusine indica</i> (L.) Gaertn.	.	+	+	1	.	.	+
<i>Erigeron bonariensis</i> L.	1	+	.	.	+	+
<i>Euphorbia prostrata</i> Aiton	.	.	.	+	+	+	.	.	+	.	.	.
<i>Setaria verticillata</i> (L.) P. Beauv.	.	.	.	+
<i>Sorghum halepense</i> (L.) Pers.	+	+	.	+
<i>Symphotrichum squamatum</i> (Spreng.) G.L. Nesom	1	.	.	.	1	1	2	2
<i>Rhamno-Prunetea</i>												
<i>Rubus ulmifolius</i> Schott	+	3	.	.	1	2	.	+	+	.	.	+
Other species												
<i>Arundo plinii</i> Turra	1
<i>Bituminaria bituminosa</i> (L.) C.H. Stirt.	+	+	.	+	.	.
<i>Convolvulus sepium</i> L.	.	.	1	+	+
<i>Dittrichia viscosa</i> (L.) Greuter subsp. <i>viscosa</i>	.	+	.	.	1	2	+	+
<i>Equisetum arvense</i> L.	.	.	.	+	+
<i>Foeniculum vulgare</i> Mill. subsp. <i>vulgare</i>	.	+	.	.	+
<i>Galactites tomentosus</i> Moench	+	+
<i>Geranium molle</i> L.	1	.	.	.	+	+	.	.
<i>Hyparrhenia hirta</i> (L.) Stapf subsp. <i>hirta</i>	1	+	.	.	+	+
<i>Lathyrus annuus</i> L.	+	.	.	+	.	.
<i>Malva sylvestris</i> L.	.	.	.	+
<i>Melilotus</i> sp.	+	.	+	+
<i>Oxalis pes-caprae</i> L.	.	.	3	3	.	.	+	+	+	.	.	.
<i>Portulaca oleracea</i> L.	.	+	.	.	+
<i>Reichardia picroides</i> (L.) Roth	.	1
<i>Rhus coriaria</i> L.	+	.	.	.
<i>Ricinus communis</i> L.	+
<i>Rumex pulcher</i> L.	+	+	+
<i>Sixalix atropurpurea</i> (L.) Greuter & Burdet	+	.	.	.	+	+
<i>Sonchus tenerrimus</i> L.	.	+	.	.	+
<i>Verbena officinalis</i> L.	.	.	+	+	+
<i>Vicia sativa</i> L.	+	+
<i>Vicia villosa</i> Roth	.	+	.	.	+	+	+	.	+	+	.	.
<i>Xanthium strumarium</i> L.	.	.	.	+	.	+

et al. 2010). In Sicily, it is locally well established and exhibits high coverage with a growing number of individuals, according to our observations in the period 2014-2020 (Fig. 5). The stands of *S. rhombifolia* distributed in the northeast of Sicily are represented by several individuals (ca. 50–100 for each stand), and due to the awned seeds, the species mainly spreads by adhering to clothing and animals (Smith 2002). The introduction of *S. rhombifolia* in Sicily was almost certainly accidental, probably due to seeds carried on vehicles in an area of trade such as the Messina Strait or it could have come from the nursery activity specialized in the trade of exotic species, since the first finding was made in an area with a high human presence.

According to Pyšek et al. (2004), the invasion status of the species can be considered in Italy as naturalized. Besides, the EPPO protocol (Branquart et al. 2016) was performed on *S. rhombifolia*. The result of the assessment (evaluation of spread, impacts, and uncertainty degree) is shown in Tab. 2.

Discussion

This new record of *S. rhombifolia* for Italy seems to not show a high invasive potential of the species, despite its increasing spread in the Mediterranean Europe territories in recent years. This species in Sicily has not yet colonized hab-




Fig. 5. Habit (A, B) of *Sida rhombifolia* L. (Malvaceae) (Sicily) with morphological details of the leaves (C), flower (D), and schizocarps (E).

Tab. 2. Conclusions from the prioritization (stage 1: risk assessment): *Sida rhombifolia* L. was categorized in the European List of Minor Concern (ELMC). Abbreviations: Aus - Australia, Am - America, Pal - Paleotropical. Country abbreviations correspond to ISO codes. Under questions A8 and A9, uncertainty is represented by (L) low, (M) medium or (H) high.

Species	<i>Sida rhombifolia</i> L.
A.1. Clear taxonomy	Yes
A.2. Alien in the EU	Yes (Pal)
A.3. Quality of information sufficient	Low
A.4. Established in the EU	Yes (BE, CZ, ES, FR, GB, HR, NL, PT)
A.5. Invasive outside the EU	Yes (Aus, Am)
A.6. Potential establishment in the EU	Yes (DK, IT, LT, NO, SE, UA)
A.7. Spread	Medium
A.8. Impact on native plant species	Low (L): forms dense stands, not spread rapidly to the surrounding area
A.9. Impact on ecosystem functions and services	Low (L): until now, it spread only in urban areas
Conclusion of stage 1	ELMC

itats with a significant ecological value. However, in the future, based on its ecological requirements and ongoing climate changes occurring in Italy, it might invade natural environments of this area, such as grasslands (Habitat code 6220), and the wide pebbly bottoms of seasonal waterways locally known as “fiumare” (Habitat code 3290). *Sida rhombifolia* together with other invasive species reported from the Northeastern part of Sicily, such as *Euphorbia hypericifolia* L., *Ailanthus altissima* (Mill.) Swingle., *Lantana camara* L., *Boerhavia coccinea* Mill., *Digitaria ciliaris* (Retz.) Koeler, *Opuntia ficus-indica* (L.) Mill. (Sciandrello et al. 2016, Galasso et al. 2020), could represent a serious threat for many natural habitats in this area, hosting narrow endemic species (Sciandrello et al. 2019, Brullo et al. 2021).

Furthermore, the occurrence of numerous other sites with similar ecological characteristics makes expansion foreseeable in the coming years, not only in the Messina area, but also in other parts of Sicily, considering the high invasive potential of this species observed in numerous geographical areas (Rejmánek 2016, Kuswanto et al. 2020). As highlighted by Steel et al. (2008), based on mathematical models, global warming could lead to a significant invasive potential of the species, even in non-tropical areas and in those with a Mediterranean climate.

In conclusion, it would be desirable to monitor the species in the Sicilian territory, in order to supervise the expected spread in the above mentioned habitats so as to limit alteration of the floristic and structural composition of these environments.

Specimina visa:

Sida rhombifolia L.–Portugal: Azores, 1846, *T. Hunt s.n.* (BR0000013473679); India: Tamil Nadu Peninsula Indiae Orientalis Madras, 1867, *Wight 166* (K000659356); Cameroon: Koum, 25 August 1974, *MM Bosch Geerling & L.V.P. Lavieren 5169* (YA0053739); Usa: Sumter County, S Side of Cane Savannah, 5 air mi SE of downtown Wedgefield, 23 August 2019, *J.B. Nelson & D.P. Ferral s.n.* (USCH0053519); Fairfield County, 2.8 road miles N of downtown, Ridgeway, 6 September 2019, *J.B. Nelson s.n.* (USCH0058773); Italy: Sicily: Barcellona Pozzo di Gotto, lungo il margine dei Caselli autostradali, 12 m, 22 August 2014, *A. Crisafulli & A. Soldano s.n.* (MS); Rometta, 5 m, 21 February 2016, *A. Crisafulli s.n.* (MS); *ibid.*, 20 December 2020, *S. Cambria & G. Tavilla s.n.* (CAT); Valdina nel lago grande, 16 m, 3 January 2017, *A. Crisafulli s.n.* (MS); *ibid.*, 16 m, 13 November 2020, *S. Cambria s.n.* (CAT).

Sida spinosa L.–Italy: Sicily: Misilmeri, contrada Incorbina (Palermo), September 2001, *S. Romano s.n.* (PAL); Brazil: Monte Corcorado, January 1818, without collector (W00693489; Sergipe, Capela, RVS Mata do Junco, Mata Atlantica, May 2012, *L.A. Gomes et al. s.n.* (NY); São Sebastião da Vitória, 10 May 2014, *M.T.R. Costa s.n.* (RB00947655); Colombia: Tocaima, November 1932, *E. Pérez Arbeláez 2447* (COL000141171); Usa: North Carolina, Poplar Branch Township, 21 September 2018, *T. Holdscraw s.n.* (NCU659548).

Acknowledgements

The authors wish to thank Salvatore Casella for having realized the drawing included in the text. We would also like to thank Giulia Giangravè, English native speaker, for the linguistic improvements to the manuscript.

Author contributions

Conceptualization: S.C., G.T.; Data gathering and curation: S.C., A.C., R.M.P., A.S. G.T.; Methodology: S.C., G.T.; Documentation review: S.C., A.C., R.M.P., G.T., S.S.; Data Analysis: S.C., G.T.; stereomicroscope Images: S.C., G.T.; Writing-original Draft: S.C., G.T.; Writing-revision and editing: S.C., G.G.d.G., G.T., S.S.; Cartography: G.T. All authors have read and agreed to the published version of the manuscript.

References

- Aguilar, F.J., Fryxell, P.A., Jansen, R.K., 2003: Phylogenetic Relationships and Classification of the *Sida* Generic Alliance (Malvaceae) Based on nrDNA ITS Evidence. *Systematic Botany* 28, 352–364.
- Ajeet, S., Shweta, D., Navneet., 2018: Traditional uses, antimicrobial potential, pharmacological proprieties and phytochemistry of *Sida rhombifolia* Linn.: a review. *International Journal of Innovative Pharmaceutical Sciences and Research* 6, 54–68.
- Bartolucci, F., Peruzzi, L., Galasso, G., Albano, A., Alessandrini, A., Ardenghi, N.M.G., Astuti, G., Bacchetta, G., Ballelli, S., Banfi, E., Barberis, G., Bernardo, L., Bouvet, D., Bovio, M., Cecchi, L., Di Pietro, R., Domina, G., Fascetti, S., Fenu, G., Festi, F., Foggi, B., Gallo, L., Gottschlich, G., Gubellini, L., Iamónico, D., Iberite, M., Jiménez-Mejías, P., Lattanzi, E., Marchetti, D., Martinetto, E., Masin, R.R., Medagli, P., Passalacqua, N.G., Peccenini, S., Pennesi, R., Pierini, B., Poldini, L., Prosser, F., Raimondo, F.M., Roma-Marzio, F., Rosati, L., Santangelo, A., Scoppola, A., Scortegagna, S., Selvaggi, A., Selvi, F., Soldano, A., Stinca, A., Wagensommer, R.P., Wilhalm, T., Conti, F., 2018: An updated checklist of the vascular flora native to Italy. *Plant Biosystems* 152, 179–303.
- Boulos, L., 2000: *Flora of Egypt 2*. Al Hadara Publishing, Cairo, Egypt.
- Branquart, E., Brundu, G., Buholzer, S., Chapman, D., Ehret, P., Fried, G., Starfinger, U., van Valkenburg, J., Tanner, R., 2016: A prioritization process for invasive alien plant species incorporating the requirements of EU Regulation no. 1143/2014. *EPP0 Bulletin* 46, 603–617.
- Braun-Blanquet, J., 1964: *Pflanzensoziologie. Grundzüge der Vegetationskunde 3*. Springer-Verlag, New York, USA.
- Brullo, S., Cambria, S., Crisafulli, A., Tavilla, G., Scandrello, S., 2021: Taxonomic remarks on the *Centaurea aeolica* (Asteraceae) species complex. *Phytotaxa* 483, 9–24.
- Chase, M.W., Christenhusz, M.J.M., Fay, M.F., Byng, J.W., Judd, W.S., Soltis, D.E., Mabberley, D. J., Sennikov, A. N., Soltis, P. S., Stevens, P. F. 2016: An update of the Angiosperm Phylogeny Group classification for the orders and families of flowering plants: APG IV. *Botanical Journal of the Linnean Society* 181, 1–20.
- Clement, E.J., Foster, M.C., 1994: *Alien plants of the British Isles: a provisional catalogue of vascular plants (excluding grasses)*. Botanical Society of the British Isles, Oundle, UK.

- EPPO, 2019: EPPO Technical Document No. 1079, Review of EPPO's approach to Pest Risk Analysis. Retrieved March 1, 2019 from https://www.eppo.int/RESOURCES/eppo_publications
- Fryxell, P.A., 1988: Malvaceae of Mexico. Systematic Botany Monographs 25, 1–522.
- Fryxell, P.A., 1997: The American genera of Malvaceae II. Brittonia 49, 204–269.
- Galasso, G., Conti, F., Peruzzi, L., Ardenghi, N.M.G., Banfi, E., Celesti-Grapow, L., Albano, A., Alessandrini, A., Bacchetta, G., Ballelli, S., Bandini Mazzanti, M., Barberis, G., Bernardo, L., Blasi, C., Bouvet, D., Bovio, M., Cecchi, L., Del Guacchio, E., Domina, G., Fascetti, S., Gallo, L., Gubellini, L., Guiggi, A., Iamónico, D., Iberite, M., Jiménez-Mejías, P., Lattanzi, E., Marchetti, D., Martinetto, E., Masin, R.R., Medagli, P., Passalacqua, N.G., Peccenini, S., Pennesi, R., Pierini, B., Podda, L., Poldini, L., Prosser, F., Raimondo, F.M., Roma-Marzio, F., Rosati, L., Santangelo, A., Scoppola, A., Scortegagna, S., Selvaggi, A., Selvi, F., Soldano, A., Stinca, A., Wagensommer, R.P., Wilhelm, T., Bartolucci, F., 2018: An updated checklist of the vascular flora alien to Italy. Plant Biosystems 152, 556–592.
- Galasso, G., Domina, G., Adorni, M., Angiolini, C., Apruzzese, M., Ardenghi, N.M.G., Assini, S., Aversa, M., Bacchetta, G., Banfi, E., Barberis, G., Bartolucci, F., Bernardo, L., Bertolli, A., Bonali, F., Bonari, G., Bonini, I., Bracco, F., Brundu, G., Buccomino, G., Buono, S., Calvia, G., Cambria, S., Castagnini, P., Ceschin, S., Dagnino, D., Di Gristina, E., Di Turi, A., Fascetti, S., Ferretti, G., Fois, M., Gentili, R., Gheza, G., Gubellini, L., Hofmann, N., Iamónico, D., Ilari, A., Irály, A., Király, G., Laface, V.L.A., Lallai, A., Lazzaro, L., Lonati, M., Longo, D., Lozano, V., Lupoletti, J., Magrini, S., Mainetti, A., Manca, M., Marchetti, D., Mariani, F., Mariotti, M.G., Masin, R.R., Mei, G., Menini, F., Merli, M., Milani, A., Minuto, L., Mugnai, M., Musarella, C.M., Olivieri, N., Onnis, L., Passalacqua, N.G., Peccenini, S., Peruzzi, L., Pica, A., Pinzani, L., Pittarello, M., Podda, L., Prosser, F., Ravetto Enri, S., Roma-Marzio, F., Rosati, L., Sarigu, M., Scafidi, F., Sciandrello, S., Selvaggi, A., Spampinato, G., Stinca, A., Tavilla, G., Toffolo, C., Tomasi, G., Turcato, C., Villano, C., Nepi, C., 2020: Notulae to the Italian alien vascular flora: 9. Italian Botanist 9, 47–70.
- Holm, L., Doll, J., Holm, E., Pancho, J., Herberger, J., 1997: World weeds. John Wiley and Sons Inc., New York.
- Kuswantoro, F., Sutomo, S., Sujarwo, W., 2020: Inventory of invasive alien plant species (IAPs) in Bali Botanic Garden and the adjacent areas. Journal Ilmu Kehutanan 14, 119–130.
- Linnaeus, C., 1753: *Species Plantarum*. Laurentius Salvius Holmiae, Stockholm, Sweden.
- Milović, M., Mitić, B., Alegro, A., 2010: New neophytes in the flora of Croatia. Natura Croatica 19, 407–431.
- Mucina, L., Bültmann, H., Dierßen, K., Theurillat, J.P., Raus, T., Čarni, A., Šumberová, K., Willner, W., Dengler, J., Gavilán García, R., Chytrý, M., Hájek, M., Di Pietro, R., Iakushenko, D., Pallas, J., Daniëls, F.J.A., Bergmeier, E., Guerra, A.S., Ermakov, N., Valachovič, M., Schaminée, J.H.J., Lysenko, T., Didukh, Y.P., Pignatti, S., Rodwell, J.S., Capelo, J., Weber, H.E., Solomeshch, A., Dimopoulos, P., Aguiar, C., Hennekens, S.M., Tichý, L., 2016: Vegetation of Europe: hierarchical floristic classification system of vascular plant, bryophyte, lichen, and algal communities. Applied Vegetation Science 19(Suppl. 1), 3–264.
- Musarella, C.M., 2020: *Solanum torvum* Sw. (Solanaceae): A new alien species for Europe. Genetic Resources and Crop Evolution 67, 515–522.
- NOBANIS, 2021: North European and Baltic Network on Invasive alien species. Gateway to information on invasive alien species in North and Central Europe. Retrieved April 15, 2021 from <http://www.nobanis.org/Search.asp>
- Pavia, J., Nogueira, I., 2006: *Sida* L. In: Castroviejo, S., Aedo, C., Cirujano, S., Lainz, M., Montserrat, P., Morales, R., Muñoz Garmendia, F., Navarro, C., Paiva, J., Soriano, C., (eds.), Flora Iberica 3, 206–208. Plantas vasculares de la Península Ibérica e Islas Baleares. Real Jardín Botánico, Madrid.
- Pignatti, S., 1953: Introduzione allo studio fitosociologico della pianura veneta orientale con particolare riguardo alla vegetazione litoranea. Archivio Botanico Italiano 29, 1–174.
- Pignatti, S., Guarino, R., La Rosa, M., 2017-2019: Flora d'Italia 1-3. Edagricole, Milano.
- Portal to the Flora of Italy, 2022: Retrieved February 5 2022 from <http://dryades.units.it/floritaly/index.php>
- POWO, 2021: Plants of the World Online. Royal Botanic Gardens, Kew. Retrieved December 5 2021 from: <http://www.plantsoftheworldonline.org/>
- Pyšek, P., Richardson, D.M., Rejmánek, M., Webster, G.L., Williamson, M., Kirschner, J., 2004: Alien plants in checklists and floras: towards better communication between taxonomists and ecologists. Taxon 53, 131–143.
- Pyšek, P., Danihelka, J., Sádlo, J., Chrtěk, J.Jr., Chytrý, M., Jarošík, V., Kaplan, Z., Krahulec, F., Moravcová, L., Pergl, J., Štajerová, K., Tichý, L., 2012: Catalogue of alien plants of the Czech Republic (2nd ed.), Checklist update, taxonomic diversity and invasion patterns. Preslia 84, 155–255.
- QGIS.org., 2021: QGIS Geographic Information System. QGIS Association. Retrieved February 6 2021 from <http://qgis.org>
- Randall, R., 2001: Garden thugs, a national list of invasive and potentially invasive garden plants. Plant Protection Quarterly 16, 138–171.
- Reddy, G.V.P., 2011: Survey of invasive plants on Guam and identification of the 20 most widespread. Micronesica 41(2): 263–274.
- Rejmánek, M. 2016. Invasive trees and shrubs: Where do they come from and what we should expect in the future?. Biological Invasions 16, 483–498.
- Rodrigo, A.P., 1944: Las especies Argentinas y Uruguayas de género *Sida* (Malvaceae). Revista del Museo de La Plata Sección Botánica 6, 81–212.
- Romano, S., 2004: Nuovi reperti per la flora esotica della Sicilia. Quaderni di Botanica Ambientale e Applicata 15, 149–152.
- Salinitro, M., Alessandrini, A., Zappi, A., Tassoni, A., 2019: Impact of climate change and urban development on the flora of a southern European city: Analysis of biodiversity change over a 120-year period. Scientific Reports 9, 9464.
- Sciandrello, S., Giusso del Galdo, G., Minissale, P., 2016: *Euphorbia hypericifolia* L. (Euphorbiaceae), a new alien species for Italy. Webbia 61, 163–168.
- Sciandrello, S., Giusso del Galdo, G., Salmeri, C., Minissale, P., 2019: *Vicia brulloi* (Fabaceae), a new species from Sicily. Phytotaxa 418, 57–78.
- Simpson, M.G., 2019: Plant systematics. Academic Press, Burlington.
- Smith, A.C., 1981: Flora Vitiensis nova: a new flora of Fiji, 2. National Tropical Botanical Garden, Lawai, Kauai, Hawaii, USA.
- Smith, N.M., 2002: Weeds of the wet/dry tropics of Australia—a field guide. Environment Centre NT, Darwin.
- Steel, J., Kohout, M., Newell, G., 2008: Climate change and potential distribution of weeds. Wither the weeds under climate change? Department of Primary Industries. Biosciences Research Division, Victorian Government, Melbourne.

- Tambde, G.M., Gore, R.D., Sardesai, M.M., 2016: A Synopsis of the genus *Sida* L. (Malvaceae) from Maharashtra, India. *Taiwania* 61, 243-252.
- Thiers, B., 2020 [continuously updated]: Index Herbariorum: a global directory of public herbaria and associated staff. New York Botanical Garden's Virtual Herbarium. Retrieved November 22, 2021 from <http://sweetgum.nybg.org/science/ih/>
- Tison, J.M., de Foucault, B., 2014: *Flora Gallica-Flore de France*. Société botanique de France, biotope Editions, Mèze.
- Valdés, B., 2011: Malvaceae. In: Euro+Med Plantbase – the information resource for Euro-Mediterranean plant diversity. Retrieved February 5 2022 from <http://ww2.bgbm.org/EuroPlusMed/PTaxonDetail.asp?NameCache=Malvaceae&P-TRefFk=7100000>
- Vattakaven, T., George, R., Balasubramanian, D., Réjou-Méchain, M., Muthusankar, G., Ramesh, B., Prabhakar, R., 2016: India Biodiversity Portal: An integrated, interactive and participatory biodiversity informatics platform. *Biodiversity Data Journal* 4:e10279.
- Verdcourt, B., 2004: The Variation of *Sida rhombifolia* L. (Malvaceae) in East Africa *Kew Bulletin* 59(2), 233-239.
- Verloove, F., Vandenberghe, C., 1995: New and interesting fodder-aliens in Belgium, especially in 1994. *Dumortiera* 61-62, 23-45 (in Dutch).
- Viciani, D., Vidali, M., Gigante, D., Bolpagni, R., Villani, M., Acosta, A.T.R., Adorni, M., Aleffi, M., Allegrezza, M., Angiolini, C., Assini, S., Bagella, S., Bonari, G., Bovio, M., Bracco, F., Brundu, G., Buffa, G., Caccianiga, M., Carnevali, L., Ceschin, S., Ciaschetti, G., Cogoni, A., Di Cecco, V., Foggi, B., Frattaroli, A.R., Genovesi, P., Gentili, R., Lazzaro, L., Lonati, M., Lucchese, F., Mainetti, A., Mariotti, M., Minissale, P., Paura, B., Pellizzari, M., Perrino, E.V., Pirone, G., Poggio, L., Poldini, L., Poponessi, S., Prisco, I., Prosser, F., Puglisi, M., Rosati, L., Selvaggi, A., Sottovia, L., Spampinato, G., Stanisci, A., Stinca, A., Venanzoni, R., Lastrucci, L., 2020: A first checklist of the alien-dominated vegetation in Italy. *Plant Sociology* 57, 29-54.
- Webb, D.A., 1968: *Sida* L. In Tutin, T.G., Heywood, V.H., Burges, N.A., Moore, D.M., Valentine, D.H., Walters, S.M., Webb, D.A., (eds.), *Flora Europaea* 2, 249. Cambridge University Press, Cambridge.